

**Student Satisfaction Survey (SSS) for the Academic Year 2023-2024**

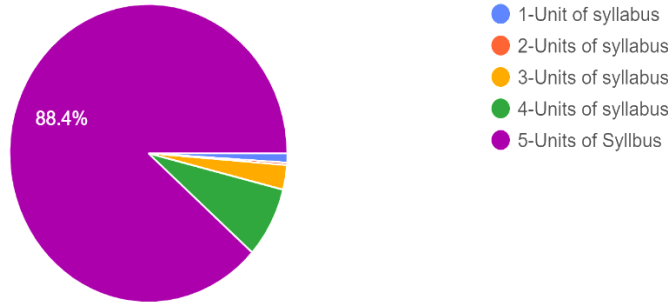
**Total Number of Responses Received:1805**

Q.No	Excellent	Very Good	Good	Average	Poor
1	88.4	7.6	2.7	0.3	1
2	23	27.9	37	10.1	2
3	23	28.9	37.6	8.6	1.9
4	22.6	29.2	37.2	9.4	1.6
7	21.9	36.6	29.8	7	4.7
8	23.4	26.6	37.3	9.4	3.3
9	11.9	32	38.1	6.8	10.7
10	21.3	41.2	30.5	4.9	2.1
11	27	39.7	27	4,4	1.9
12	20.6	45.3	27	5	1.9
13	20.2	40.1	30.3	6.5	6.5
14	19.6	37.5	31.5	8	3.4
15	19.6	42.4	31.4	4.1	2.5
16	18.4	41.9	32.7	4.5	2.4
17	7.9	31.9	36.2	8.4	15.6
18	7.3	35.2	37	6.8	13.7
19	30.6	37.3	21.2	7.5	3.3
20	21.4	28.1	39.3	8.9	2.3
21	21.8	26.8	38	9.6	4
22	20.3	23.9	40.4	10.6	4.7
23	19.1	20.6	36.7	12.9	10.7
24	20.4	24.4	41.7	9.8	3.8

**Q1.**

How much of the syllabus was covered in the class? (No. of units)

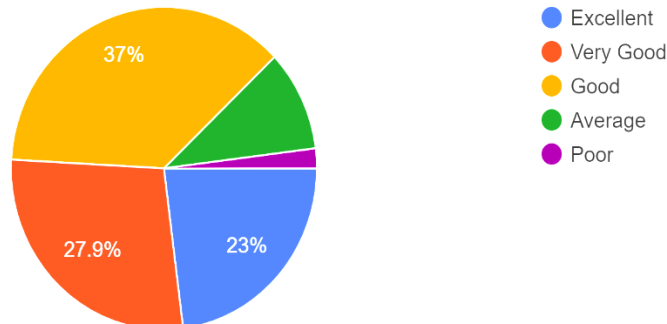
1,805 responses



**Q2**

How well did the teachers prepare for the classes?

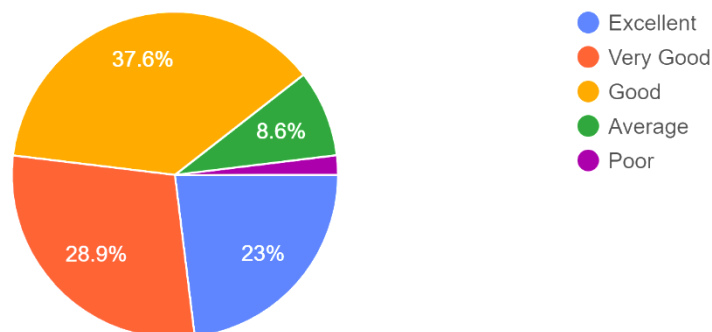
1,805 responses



**Q3.**

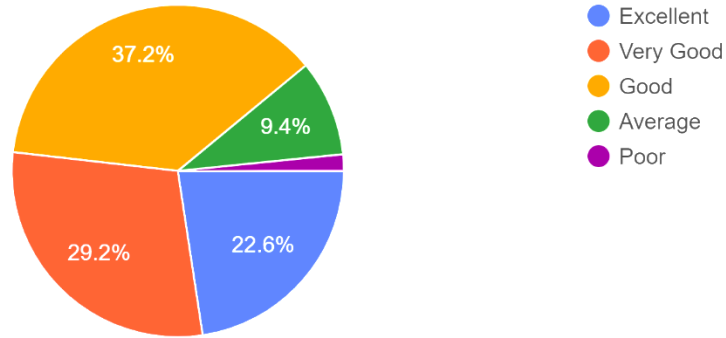
How well were the teachers able to communicate?

1,805 responses



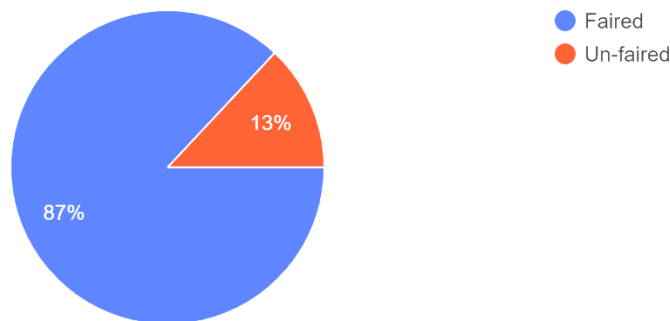
**Q4**

The teacher's approach towards teaching can be described as  
1,805 responses



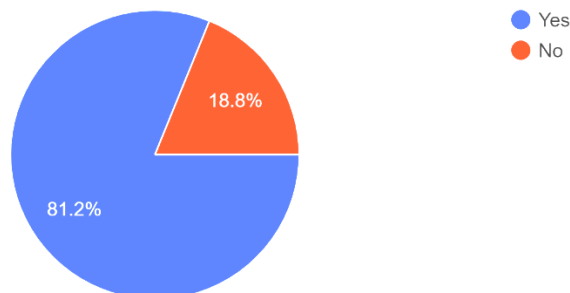
**Q5**

Fairness of the internal evaluation by the teachers.  
1,805 responses



**Q6**

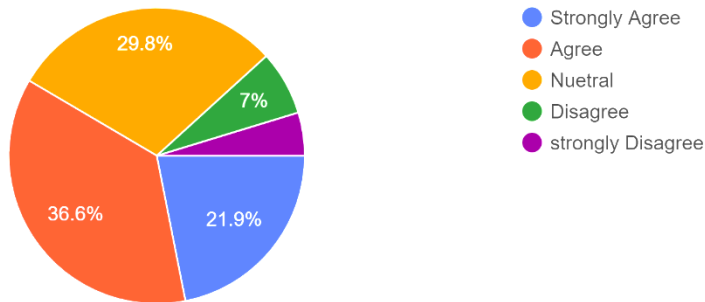
Was your performance in the assignments discussed with you?  
1,805 responses



**Q7**

The institute takes active interest in promoting internship, student exchange, field visit opportunities for students.

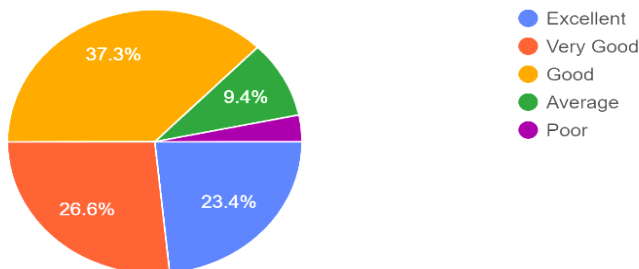
1,805 responses



**Q8**

The teaching and mentoring process in your institution facilitates you in cognitive, social and emotional growth?

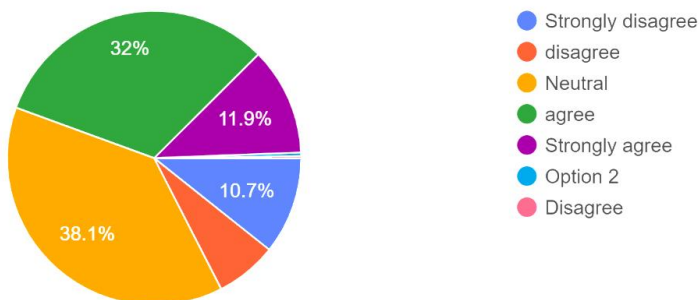
1,805 responses



**Q9**

The institution provides multiple opportunities to learn and grow.

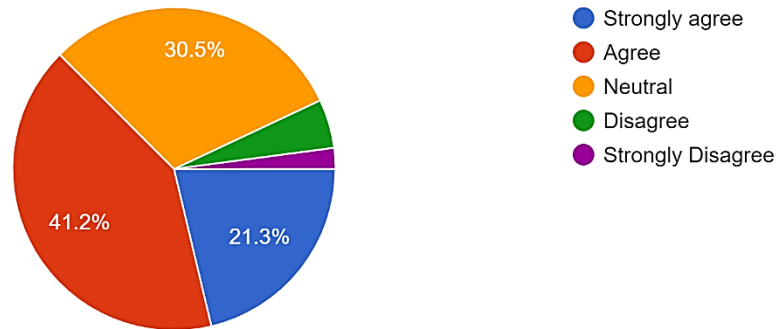
1,805 responses



**Q10**

Teachers inform you about your expected competencies, course outcomes and programme outcomes?

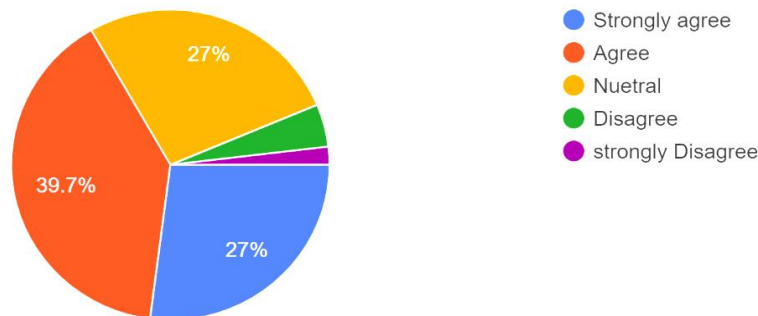
1,805 responses



**Q11**

Your mentor does a necessary follow-up with assigned work to you

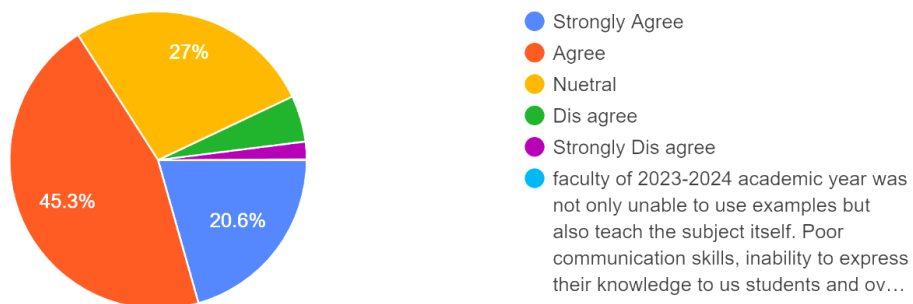
1,805 responses



**Q12**

The teachers illustrate the concepts through examples and applications.

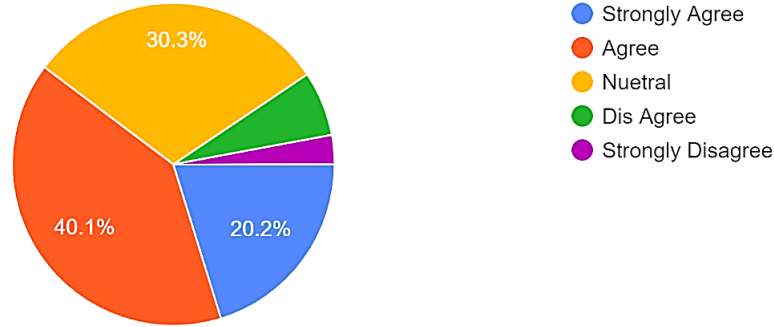
1,805 responses



**Q13**

The teachers identify your strengths and encourage you with providing right level of challenges.

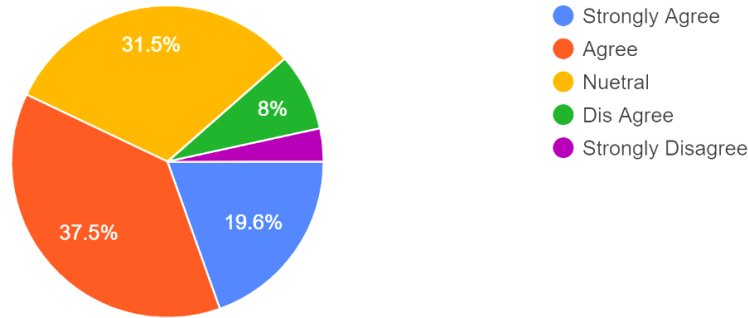
1,805 responses



**Q14**

Teachers are able to identify your weaknesses and help you to overcome them.

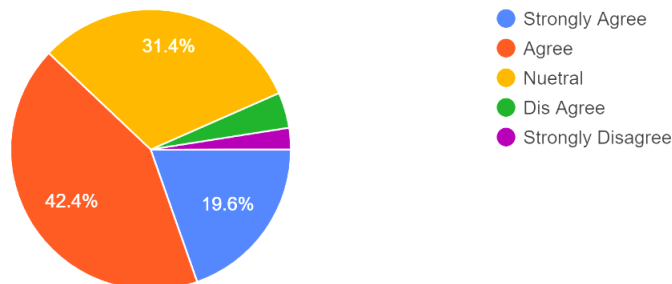
1,805 responses



**Q15**

The institution makes effort to engage students in the monitoring, review and continuous quality improvement of the teaching learning process.

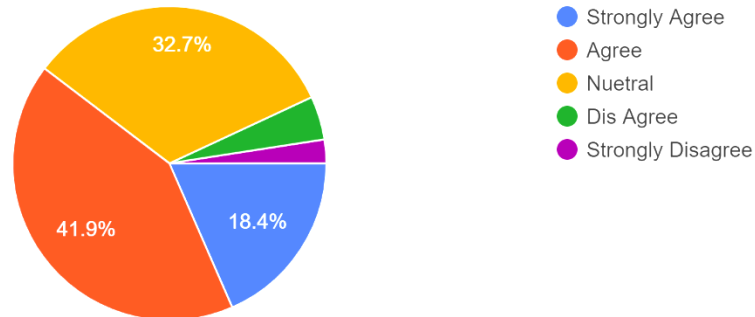
1,805 responses



**Q16**

The institute/ teachers use student centric methods, such as experiential learning, participative learning and problem-solving methodologies for enhancing learning experiences.

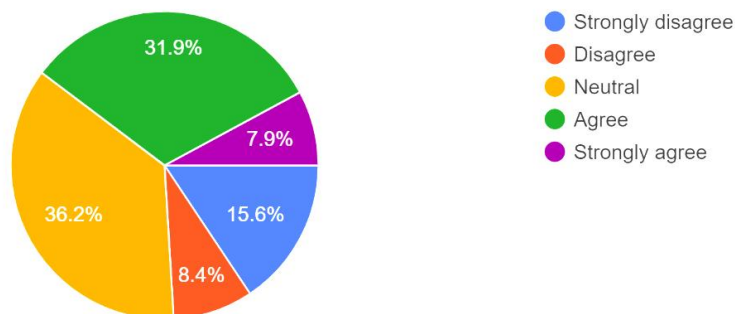
1,805 responses



**Q17**

Teachers encourage you to participate in extracurricular activities.

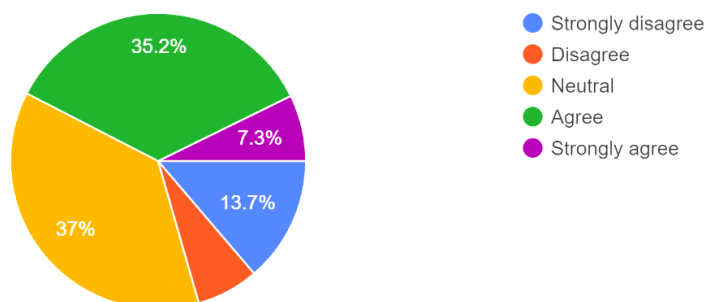
1,805 responses



**Q18**

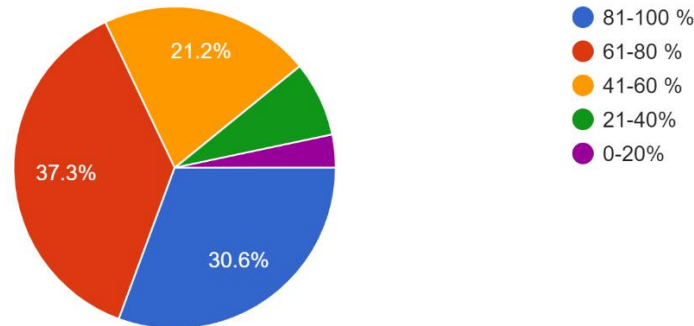
Efforts are made by the institute/teachers to inculcate soft skills, life skills and employability skills to make you ready for the world of work.

1,805 responses



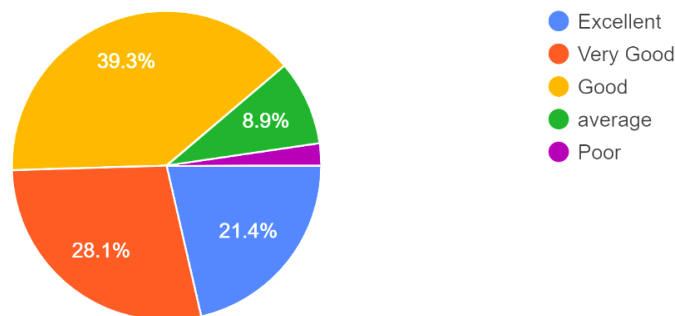
**Q19**

What percentage of teachers use ICT tools such as LCD projector, Multimedia, etc. while teaching.  
1,805 responses



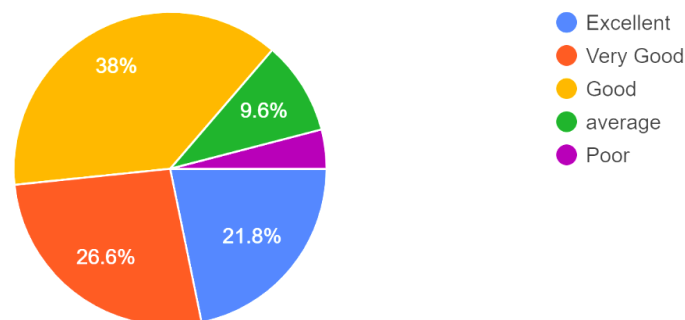
**Q20**

The overall quality of teaching-learning process in your institute is  
1,805 responses



**Q21**

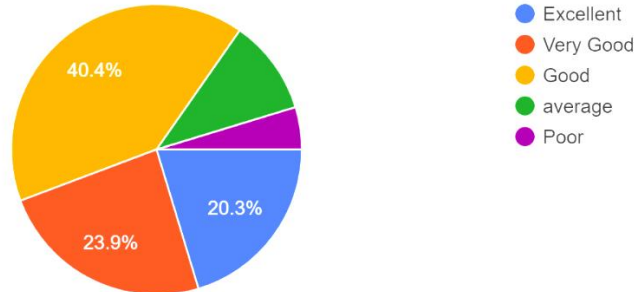
Your opinion about the Central Library facility can best be as  
1,805 responses





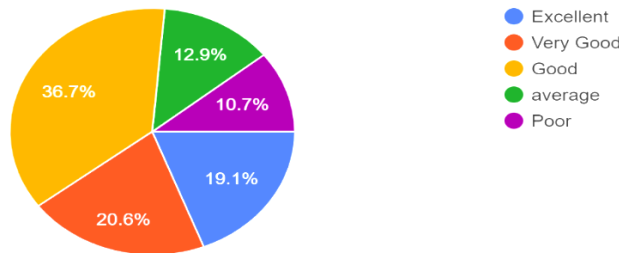
**Q22**

Your opinion about the Administrative Office  
1,805 responses



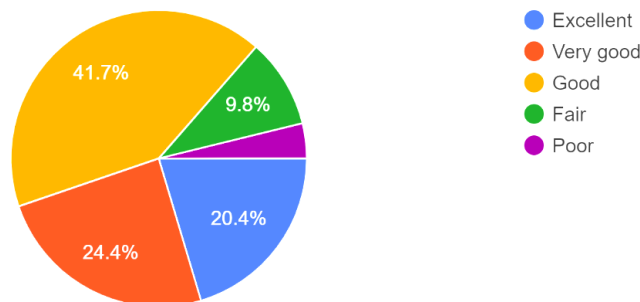
**Q23**

Your opinion about the Sports facility provided can best be described  
1,805 responses



**Q24**

Your opinion about the overall infrastructural facilities provided by the college  
1,805 responses



QAC Coordinator



*Areddy*  
**(Dr. A. RAJI REDDY)**  
Director  
CMR Technical Campus  
Kandlakoya (V), Medchal Road,  
Hyderabad, Telangana - 501401.