

CMR TECHNICAL CAMPUS
UGC AUTONOMOUS

Common for CSE, IT & CSIT

I SEMESTER

S.No.	Course Code	Course Title	L	T	P	Credits
1	22MA101BS	Matrices and Calculus	3	1	0	4
2	22CH102BS	Engineering Chemistry	3	1	0	4
3	22CS103ES	Programming for Problem Solving	3	0	0	3
4	22EC104ES	Basic Electrical and Electronics Engineering	3	1	0	4
5	22ME105ES	Computer Aided Engineering Graphics	1	0	2	2
6	22CH106BS	Engineering Chemistry Laboratory	0	0	2	1
7	22CS107ES	Programming for Problem Solving Laboratory	0	0	2	1
8	22EC108ES	Basic Electrical and Electronics Engineering Laboratory	0	0	2	1
9	22CH109MC	Environmental Science	3	0	0	0
		Induction Programme				
Total			16	3	08	20

II SEMESTER

S.No.	Course Code	Course Title	L	T	P	Credits
1	22MA201BS	Ordinary Differential Equations and Vector Calculus	3	1	0	4
2	22PH202BS	Applied Physics	3	1	0	4
3	22CS203ES	Data Structures	3	0	0	3
4	22EN204HS	English for Skill Enhancement	3	0	0	3
5	22CS205ES	IT Workshop	0	0	3	1.5
6	22PH206BS	Applied Physics Laboratory	0	0	3	1.5
7	22CS207ES	Data Structures Laboratory	0	0	2	1
8	22EN208HS	English Language and Communication Skills Laboratory	0	0	2	1
9	22CS209ES	Basic Elements of Engineering and Technology	0	0	2	1
Total			12	2	12	20

III SEMESTER

S.No.	Course Code	Course Title	L	T	P	Credits
1	22MA301BS	Computer Oriented Statistical Methods	3	1	0	4
2	22EC302ES	Digital Electronics	3	0	0	3
3	22CS303PC	Programming with Python	3	0	0	3
4	22CS304PC	Computer Organization and Architecture	3	0	0	3
5	22CS305PC	Object Oriented Programming through Java	3	0	0	3
6	22CS306PC	Python Lab	0	0	3	1.5
7	22CS307PC	Object Oriented Programming through Java Lab	0	0	3	1.5
8	22CS308PC	NodeJS/ReactJS/Django	0	0	2	1
9	22EN309MC	Gender Sensitization Lab	0	0	2	0
		Total	15	1	10	20

S.No.	Course Code	Course Title	L	T	P	Credits
1	22CS401PC	Discrete Mathematics	3	0	0	3
2	22CS402PC	Database Management Systems	3	0	0	3
3	22CS403PC	Operating Systems	3	0	0	3
4	22CS404PC	Web Technologies	3	0	0	3
5	22CS405PC	Software Engineering	3	0	0	3
6	22CS406PC	Database Management Systems Lab	0	0	2	1
7	22CS407PC	Web Technologies Lab	0	0	2	1
8	22CS408PC	Data Visualization - R Programming/Power BI	0	0	2	1
9	22CS409PC	Real time Research Project/Societal Related Projects	0	0	4	2
10	22EN410MC	Constitution of India	3	0	0	0
		Total	18	0	10	20

V SEMESTER

S.No.	Course Code	Course Title	L	T	P	Credits
1	22CS501PC	Design and Analysis of Algorithms	3	1	0	4
2	22CS502PC	DevOps	3	0	0	3
3	22CS503PC	Computer Networks	3	0	0	3
4		Professional Elective-I	3	0	0	3
5		Professional Elective –II	3	0	0	3
6	22CS504PC	DevOps Lab	0	0	2	1
7	22CS505PC	Computer Networks Lab	0	0	2	1
8	22EN506HS	Advanced English Communication Skills Lab	0	0	2	1
9	22CS507PC	UI design- Flutter	0	0	2	1
10	22CS508MC	Intellectual Property Rights	3	0	0	0
		Total	18	1	8	20

VI SEMESTER

S.No.	Course Code	Course Title	L	T	P	Credits
1	22CS601PC	Machine Learning	3	0	0	3
2	22CS602PC	Formal Languages and Automata Theory	3	0	0	3
3	22MB603HS	Business Economics and Financial Analysis	3	0	0	3
4		Professional Elective – III	3	0	0	3
5		Open Elective-I	3	0	0	3
6	22CS604PC	Machine Learning Lab	0	0	2	1
7	22CS605PC	Artificial Intelligence Lab	0	0	2	1
8		Professional Elective-III Lab	0	0	2	1
9	22CS606PC	Industrial Oriented Mini Project/ Internship/ Skill Development Course (Big data-Spark)	0	0	4	2
10	22CH607MC	Environmental Science	3	0	0	0
		Total	18	0	10	20

*22CH607MC: only for LE Students, common slot for all the branches

VII SEMESTER

S.No.	CourseCode	CourseTitle	L	T	P	Credits
1	22CS701PC	Cryptography and Network Security	3	0	0	3
2	22CS702PC	Compiler Design	3	0	0	3
3		Professional Elective -IV	3	0	0	3
4		Professional Elective -V	3	0	0	3
5		Open Elective - II	3	0	0	3
6	22CS703PC	Cryptography and Network Security Lab	0	0	2	1
7	22CS704PC	Compiler Design Lab	0	0	2	1
8	22CS705PC	Project Stage - I	0	0	6	3
9		Total	15	0	10	20

VIII SEMESTER

S.No.	Course Code	Course Title	L	T	P	Credits
1	22MB801HS	Organizational Behavior	3	0	0	3
2		Professional Elective – VI	3	0	0	3
3		Open Elective – III	3	0	0	3
4	22CS802PC	Project Stage – II including Seminar	0	0	22	11
		Total	9	0	22	20

*MC – Pass/Fail

#Skill Course - 1 credit with 2 Practical Hours

Professional Elective – I

22CS511PE	Data Mining
22CS512PE	Advanced Computer Architecture
22CS513PE	Data Analytics
22CS514PE	Image Processing
22CS515PE	Principles of Programming Languages

Professional Elective - II

22CS521PE	Computer Graphics
22CS522PE	Embedded Systems
22CS523PE	Information Retrieval Systems
22CS524PE	Distributed Databases
22CS525PE	Natural Language Processing

Professional Elective - III

22CS631PE	Full Stack Development
22CS632PE	Internet of Things
22CS633PE	Scripting Languages
22CS634PE	Mobile Application Development
22CS635PE	Software Testing Methodologies

Professional Elective – III Lab

22CS631PL	Full Stack Development Lab
22CS632PL	Internet of Things Lab
22CS633PL	Scripting Languages Lab
22CS634PL	Mobile Application Development Lab
22CS635PL	Software Testing Methodologies Lab

Courses in PE - III and PE - III Lab must be in 1-1 correspondence.

Professional Elective -IV

22CS741PE	Graph Theory
22CS742PE	Cyber Security
22CS743PE	Soft Computing
22CS744PE	Cloud Computing
22CS745PE	Ad hoc & Sensor Networks

Professional Elective -V

22CS751PE	Advanced Algorithms
22CS752PE	Agile Methodology
22CS753PE	Robotic Process Automation
22CS754PE	Blockchain Technology
22CS755PE	Software Process & Project Management

Professional Elective – VI

22CS861PE	Computational Complexity
22CS862PE	Distributed Systems
22CS863PE	Deep Learning
22CS864PE	Human Computer Interaction
22CS865PE	Cyber Forensics

Open Elective -1:

22CS611OE	Data Structures
22CS612OE	Database Management Systems

Open Elective -2:

22CS721OE	Operating Systems
22CS722OE	Software Engineering

Open Elective -3:

22CS831OE	Algorithms Design and Analysis
22CS832OE	Introduction to Computer Networks

Matrices and Calculus

B. Tech. I Semester

L T P C

Subject Code: 22MA101BS

3 1 0 4

Pre-requisites: Mathematical Knowledge at pre-university level

Course Objectives: To learn

1. Types of matrices, their properties and concept of a rank of the matrix and applying this concept to know the consistency and solving the system of linear equations.
2. Concept of eigen values and eigenvectors and to reduce the quadratic form to canonical form.
3. Apply geometrical approach to the mean value theorems and their application to the mathematical problems and evaluation of improper integrals using Beta and Gamma functions.
4. Utilize partial differentiation, concept of total derivative and finding maxima and minima of function of two and three variables.
5. Evaluation of multiple integrals and their applications.

Course Outcomes:

After completion of this course, the students will be able to:

1. Use the matrix representation of a set of linear equations and to analyze the solution of the system of equations.
2. Find the Eigen values and Eigenvectors and reduce the quadratic form to canonical form using orthogonal transformation.
3. Solve the applications on the mean value theorems and evaluate the improper integrals using Beta and Gamma functions.
4. Apply the extreme values of functions of two variables with/ without constraints.
5. Compute multiple integrals and apply the concept to find areas, volumes.

UNIT-I: Matrices

[12 Lectures]

Rank of a matrix by Echelon form and Normal form, Inverse of Non-singular matrices by Gauss-Jordan method; System of linear equations: solving system of Homogeneous and Non-Homogeneous equations, Gauss -elimination method, Gauss Seidel Iteration Method.

UNIT-II: Eigen values and Eigen vectors

[12 Lectures]

Linear Transformation and Orthogonal Transformation: Eigen values and Eigenvectors and their properties: Cayley-Hamilton Theorem (without proof); finding inverse and power of a matrix by Cayley-Hamilton Theorem; Quadratic forms and Nature of the Quadratic Forms, Reduction of Quadratic form to canonical forms by Orthogonal Transformation.

UNIT-III: Calculus

[12 Lectures]

Mean value theorems: Rolle's theorem, Lagrange's Mean value theorem (without proof) with their Geometrical Interpretation and applications, Cauchy's Mean Value Theorem (without proof), Taylor's series for single variable.

Definition of improper integral: Definition of Beta and Gamma functions, properties, other forms of Beta functions, Relation between Beta and Gamma functions and their applications.

UNIT-IV: Multivariable Calculus (Partial Differentiation and Applications) [12 Lectures]

Definitions of Limit and continuity. Partial Differentiation, Euler's Theorem; Total derivative, Jacobian, Functional dependence & independence. Applications: Maxima and minima of functions of two variables and three variables using method of Lagrange multipliers.

UNIT-V: Multivariable Calculus (Integration) [12 Lectures]

Evaluation of Double integrals (Cartesian and Polar coordinates), change of order of integration (only Cartesian form), Evaluation of Triple integrals: Change of variables (Cartesian to polar) for double integrals.

Applications: Areas and volumes by double integrals.

TEXT BOOKS:

1. T.K.V.Iyengar, B.Krishna Gandhi, Engineering Mathematics, S.Chand Publishers, 19th edition, 2020
2. B.S. Grewal, Higher Engineering Mathematics, Khanna Publishers, 44th Edition, 2018.
3. R.K. Jain and S.R.K. Iyengar, Advanced Engineering mathematics, Narosa Publications, 6th Edition, 2020.

REFERENCE BOOKS:

1. Erwin kreyzig, Advanced Engineering Mathematics, 9th Edition, John Wiley & Sons, 2006.
2. G.B. Thomas and R.L. Finney, Calculus and Analytic geometry, 9th Edition, Pearson, Reprint, 2002.
3. N.P. Bali and Manish Goyal, A text book of Engineering Mathematics, Laxmi publications, Reprint, 2008.
4. H.K. Dass and Er. Rajnish Verma, Higher Engineering Mathematics, S.Chand publishers, 2014.

Web Links:

1. <https://www.mooc-list.com/tags/matrix>
2. <https://www.mooc-list.com/tags/mean-value-theorem>

EXPLORE TO INVENT

Engineering Chemistry

B. Tech. I Semester

L T P C

Subject Code: 22CH102BS

3 1 0 4

Prerequisites: Engineering chemistry knowledge in school and college level.

Course Objectives:

To bring adaptability to new developments in Engineering Chemistry and to acquire the skills required to become a perfect engineer.

1. To include the importance of water in industrial usage.
2. Analyze the properties and applications of industrial polymers.
3. Fundamental aspects of battery chemistry, significance of corrosion its control to protect the structures.
4. To imbibe the basic concepts of petroleum and its products.
5. To acquire required knowledge about engineering materials like cement, smart materials and Lubricants.

Course Outcomes:

After completion of this course, the students will be able to:

1. Identify the basic properties of water and its usage in domestic and industrial purposes.
2. Learn the fundamentals and general properties of polymers and other engineering materials. Apply in day to day life.
3. Make use of basic knowledge of electrochemical procedures related to corrosion and its control.
4. Interpret the concepts of petroleum products and cement, Smart materials.
5. Find potential applications of chemistry and practical utility in order to become good engineers and entrepreneurs.

UNIT - I: Water Chemistry

[8 Lectures]

Introduction to hardness of water – Estimation of hardness of water by complexometric method and numerical problems. Boiler troubles: Sludges, Scales and Caustic embrittlement. Internal treatment of Boiler feed water - Calgon conditioning - Phosphate conditioning - Colloidal conditioning, External treatment methods - Softening of water by ion-exchange processes. Potable water and its specifications - Steps involved in the treatment of potable water - Disinfection of potable water by chlorination and breakpoint chlorination. Defluoridation – Removal of F⁻ ion in water by Nalgonda method. Desalination of water – Reverse osmosis.

UNIT - II : Polymers

[8 Lectures]

Definition – Classification of polymers with examples – Types of polymerization – addition (free radical addition) and condensation polymerization with examples – Nylon 6:6.

Plastics: Definition and characteristics - thermoplastic and thermosetting plastics, Preparation, Properties and engineering applications of PVC and Bakelite.

Rubbers: Natural rubber and its vulcanization.

Elastomers: Characteristics –preparation – properties and applications of Buna-S, and Thiokol rubber.

Biodegradable polymers: Concept and advantages - poly vinyl alcohol and their applications.

Conducting polymers: Characteristics and Classification with examples - mechanism

Of conduction intrans - polyacetylene and applications of conducting polymers.

UNIT - III: Batteries & Corrosion

[8 Lectures]

Introduction - Classification of batteries- primary, secondary and reserve batteries with examples.

Construction, working and applications of Lithium, Lithium ion and Zn-air battery, Applications of Li-ion battery to electrical vehicles. Fuel Cells-Construction and applications of Methanol Oxygen fuel cell.

Corrosion: Causes and effects of corrosion – theories of chemical and electrochemical corrosion – mechanism of electrochemical corrosion, Types of corrosion: Galvanic, and pitting corrosion. Factors affecting rate of corrosion, Corrosion control methods- Cathodic protection – Sacrificial anode and impressed current methods. Metallic coating methods: Galvanization, Tinning and Electroplating

UNIT - IV: Energy Sources:

[8 Lectures]

Introduction, Classification- Calorific value of fuel – HCV, LCV- Dulong's formula. solid fuels: coal – analysis of coal – proximate and ultimate analysis and their significance. Liquid fuels – petroleum and its refining, cracking types – moving bed catalytic cracking. Knocking – octane and cetane rating, synthetic petrol - Fischer-Tropsch's process; Gaseous fuels – composition and uses of natural gas, LPG and CNG, Biodiesel – Trans esterification, advantages.

UNIT - V: Engineering Materials:

[8 Lectures]

Cement: Portland cement, its composition, setting and hardening.

Smart materials and their engineering applications

Shape memory materials- Poly L- Lactic acid. Thermo response materials- Polyacryl amides, Poly vinyl amides.

Lubricants: Classification of lubricants with examples-characteristics Of good lubricants - mechanism of lubrication (thick film, thin film and extreme pressure) properties of lubricants: viscosity, cloud point, pour point, flash point and fire point.

TEXT BOOKS:

1. P.C. Jain and M. Jain, Engineering Chemistry by Dhanpatrai Publishing Company, 2010.
2. Rama Devi, Venkata Ramana Reddy and Rath, Engineering Chemistry by Cengage learning, 2016.
3. Jaya Shree Anireddy, Textbook of Engineering Chemistry by Wiley Publications.
4. M. Thirumala Chary, E. Laxminarayana and K. Shashikala, A text book of Engineering Chemistry by Pearson Publications, 2021.

REFERENCE BOOKS:

1. Shikha Agarwal, Engineering Chemistry by Cambridge University Press, Delhi 2015.
2. Shashi Chawla, Engineering Chemistry by Dhanpatrai and Company (P) Ltd. Delhi 2011.

Web Links

1. <https://nptel.ac.in/courses/122106030>
2. <https://in.coursera.org/learn/corrosion>
3. https://onlinecourses.nptel.ac.in/noc20_cy21/preview
4. <https://archive.nptel.ac.in/courses/103/105/103105110/>



Programming for Problem Solving

B. Tech. I Semester

L T P C

Subject Code: 22CS103ES

3 0 0 3

Prerequisites: Basic knowledge on mathematics & problem solving skills.

Course Objectives:

1. Design solutions to simple engineering problem by applying the basic programming principles of C language and basic mathematical knowledge.
2. Implement the programs using conditional statements and loops.
3. Develop simple C programs to illustrate the applications of different data types such as arrays, pointers, functions.
4. Develop the programs of searching and sorting techniques using Arrays.

Course Outcomes: After completion of this course, the students will be able to:

1. Illustrate and explain the basic computer concepts, algorithms, flowcharts and programming principles of C Language.
2. Develop C programs to solve simple mathematical and decision making problems.
3. Understand, distinguish and implement arrays, strings and structures to write C programs.
4. Understand the concepts of pointers and files using C programs.
5. Decompose a problem into functions and to develop modular reusable code.
6. Understand the Searching and sorting problems.

UNIT - I:

[10 Lectures]

Introduction to components of a computer system: disks, primary and secondary memory, processor, operating system, types of computer languages, compilers, creating, compiling and executing a program etc., Introduction to Algorithms: steps to solve logical and numerical problems. Representation of Algorithm, Flowchart with examples.

Introduction to C Programming Language: History, Basic Structure of a C program, variables (with data types and space requirements), Syntax and Logical Errors in compilation, object and executable code, Operators, expressions and precedence, Expression evaluation, type conversion, Bitwise operations: Bitwise AND, OR, XOR and NOT operators. I/O: Simple input and output with scanf and printf.

UNIT - II:

[12 Lectures]

Conditional Branching and Loops: Writing and evaluation of conditionals and consequent branching with if, if-else, switch-case, ternary operator, go to, Iteration with for, while, do-while loops

Arrays: one and two dimensional arrays, creating, accessing and manipulating elements of arrays

Strings: Introduction to strings, handling strings as array of characters, basic string handling functions available in C .

Structures: Defining structures, initializing structures, Nested structures, Array of structures

Unions: Defining Unions, initializing unions, basic program on union. Enumeration data type.

UNIT - III:

[10 Lectures]

Pointers: Idea of pointers, defining pointers, Pointers to Arrays and Structures, Use of Pointers in

self-referential structures, usage of self-referential structures in linked list (no implementation).

Pre-processor: Commonly used Pre-processor commands like include, define, undef, if, ifdef, ifndef

Files: Text and Binaryfiles, Creating and Reading and writing text and binaryfiles, appending data to existing files, Random access using fseek, ftell and rewind functions.

UNIT - IV:

[12 Lectures]

Functions: Designing structured programs, declaring a function, Signature of a function, Parameters and return type of a function, categories of functions, passing parameters to functions, call by value, Passing arrays to functions, idea of call by reference, Some C standard functions and libraries

Recursion: Simple programs, such as Finding Factorial, Fibonacci series etc., Limitations of Recursive functions, Storage classes (auto, extern, static and register), The main method and command line arguments.

Dynamic memory allocation: Allocating and freeing memory, Allocating memory for arrays of different data types

UNIT - V:

[8 Lectures]

Basic searching in an array of elements (linear and binarysearch techniques).

Basic algorithms to sort arrayof elements (Bubble, Insertion and Selection sort algorithms).

TEXT BOOKS:

1. B.A. Forouzan and R.F. Gilberg C Programming and Data Structures, Cengage Learning, 3rd edition,2006.
2. Jeri R. Hanlyand Elliot B.Koffman, Problem solving and Program Design in C 7th Edition, Pearson,2006.

REFERENCE BOOKS:

1. Brian W. Kernighan and Dennis M. Ritchie, The C Programming Language,Prentice Hall of India
2. R.G. Dromey, How to solve it byComputer, Pearson(16thImpression)
3. Programming in C, Stephen G. Kochan, Fourth Edition, PearsonEducation.
4. Herbert Schildt, C: The Complete Reference, Mc Graw Hill,4thEdition

Web Links:

1. <https://nptel.ac.in/courses/106104074>
2. https://onlinecourses.nptel.ac.in/noc21_cs01/preview
3. <https://www.includehelp.com/c-programming-examples-solved-c-programs.aspx>
4. <https://www.programiz.com/c-programming>.

Basic Electrical & Electronics Engineering

L T P C

B. Tech. I Semester

Subject Code: 22EC104ES

3 1 0 4

Prerequisites:

Course Objectives:

1. To introduce the concepts of electrical circuits and its components.
2. To study and understand the different types of DC, AC single & three phase circuits.
3. To study and understand the different types of DC, AC machines and Transformers.
4. To introduce the concepts of diodes & transistors.
5. To impart the knowledge of various configurations, characteristics and applications.

Course Outcomes:

After completion of this course, the students will be able to:

1. Identify the basic DC electrical circuits.
2. Evaluate the basic single phase and three phase AC circuits.
3. Analyze the working principles of Electrical Machines.
4. Classify the concepts of diodes & Rectifiers.
5. Compare the knowledge of various transistor configurations, characteristics and applications.

UNIT- I:

[14 Lectures]

D.C. CIRCUITS: Introduction, Types of elements, Definitions, Ohm's law and its limitations, Passive elements R-L-C, Energy sources-Ideal and practical, Series and Parallel combination of Resistances, Inductances and Capacitances, Star-Delta Transformation, Source transformation, Kirchhoff's Laws, Mesh analysis, Nodal analysis.

UNIT-II:

[12 Lectures]

A.C. CIRCUITS: Representation of sinusoidal waveforms, Instantaneous value, Peak value, Average and RMS value, Form factor and Peak factor for sinewave, Rectifier output, Saw tooth and Square Waveforms, Phasor representation, Real power, Reactive power, Apparent power, Power factor, Analysis of single- phase ac circuits RL, RC, RLC series combination. Three phase balanced circuits, Voltage and current relationship in star and delta connections.

UNIT – III:

[14 Lectures]

TRANSFORMERS: Construction, Types, Working principle of Single-phase transformer, EMF equation, Equivalent circuit, Losses in transformers, Efficiency and Condition for maximum efficiency.

DC & AC Machines: Construction, Working Principle of DC generator, EMF equation, Types, Working principle of DC motor, Torque equation, Three phase induction motor construction and working, Slip and Rotor current frequency.

UNIT – IV:

[10 Lectures]

DIODES: Principle of Operation, Diode current equation, Volt-Ampere characteristics, Static and dynamic resistances, Diffusion and Transition capacitances. Half Wave Rectifier, Full Wave Rectifier-Center-Tap and Bridge Rectifier, Ripple factor, Rectification efficiency, Peak Inverse Voltage, Transformer Utilisation Factor, Simple problems. Zener diode characteristics, Zener diode as voltage regulator.

UNIT – V:**[10 Lectures]**

Bipolar junction Transistor: Construction, Principle of Operation, Amplifying Action, Common Emitter, Common Base and Common Collector configurations, Current amplification factor, Relation between α and β , Comparison of CE, CB and CC configurations. SCR Construction, Operation and V-I characteristics.

TEXT BOOKS:

1. D.P. Kothari and I. J. Nagrath, “Basic Electrical Engineering”, Tata McGraw Hill, 4th Edition, 2019
2. MS Naidu and SKamakshaiyah, “Basic Electrical Engineering”, Tata McGraw Hill, 2nd Edition, 2008.
3. M. S. Sukhija, T.K. Nagsarkar, “Basic Electrical and Electronics Engineering”, Oxford, 1st Edition, 2012.
4. V.K. Mehta, Rohit Mehta, Principles of Electrical Engineering and Electronics – S.Chand Publications, 2nd Edition, 2014.

REFERENCE BOOKS:

1. R. L. Boylestad and Louis Nashelsky, Electronic Devices and Circuits – PEI/PHI, 9th Ed, 2006.
2. J. Millman and C. C. Halkias, SatyabrataJit, Electronic Devices and Circuits – TMH, 2/e, 1998.
3. William Hayt and Jack E. Kemmerly, Engineering circuit analysis- McGraw Hill Company, 6th edition, 2012.
4. L. S. Bobrow, “Fundamentals of Electrical Engineering”, Oxford University Press, 2011.
5. E. Hughes, “Electrical and Electronics Technology”, Pearson, 2010.

Web Links:

1. www.youtube.com/watch?v=vh_aCAHThTQ
2. www.electriceasy.com/2014/03/electrical-transformer-basic.html
3. www.youtube.com/watch?v=Unh99Qn7CmI
4. www.youtube.com/watch?v=d_LOXUEFA-o
5. www.electriceasy.com/2022/09/construction-and-working-of-dc-generator.html



Computer Aided Engineering Graphics

B. Tech. I Semester

L T P C

Subject Code: 22ME105ES

1 0 2 2

Pre-requisites: Computer Aided Engineering Graphics course of first year of study.

Course Objectives: To learn

1. To provide basic concepts in engineering drawing. To develop the ability of visualization of objects through technical drawings
2. To impart knowledge about standard principles of orthographic projection of objects.
3. To draw projections of solids and pictorial views of solids and to draw surfaces development of solid for prisms, pyramids, cone and cylinder.
4. To draw isometric views of solids and orthographic projections of solids.
5. To acquire computer drafting skill for communication of concepts, ideas in the design of engineering products.

Course outcomes:

After completion of this course, the students will be able to:

1. Apply computer aided drafting tools to sketch the conventions and the methods of drawings, engineering curves and scales
2. Identify and draw the projections of points, lines and planes in different types of projections. manually and by using computer aided drafting tools
3. Analyze the need of projections of solids (prisms, pyramids, cone and cylinder) manually and by using computer aided drafting tools.
4. Evaluate and interpret engineering drawings for development of surfaces to Right Regular Solids- prism, manually and by using computer aided drafting tool.
5. Change the conversion of orthographic projection into isometric view and vice versa manually and by using computer aided drafting tool.

UNIT-I: INTRODUCTION TO ENGINEERING DRAWING [12 Lectures]

Principles of Engineering Graphics and their Significance, Conic Sections including the Rectangular Hyperbola – General method only. Cycloid, Epicycloid and Hypocycloid. Scales – Plain and Diagonal. Introduction to CAD Software commands and practice.

UNIT -II: ORTHOGRAPHIC PROJECTIONS [12 Lectures]

Principles of Orthographic Projections – Conventions – Projections of Points and Lines, Projections of Plane regular geometric figures. manually and by using computer aided drafting

UNIT -III: PROJECTIONS OF SOLIDS [12 Lectures]

Projections of Regular Solids – Prism, Cylinder, Pyramid and Cone. manually and by using computer aided drafting.

UNIT-IV: DEVELOPMENT OF SURFACE [12 Lectures]

Development of Surfaces of Right Regular Solids – Prism, Cylinder, Pyramid and Cone. manually and by using computer aided drafting

UNIT-V: ISOMETRIC PROJECTIONS:**[12 Lectures]**

Principles of Isometric Projection – Isometric Scale – Isometric Views – Conventions – Isometric Views of Lines, Plane Figures, Simple and Compound Solids – Isometric Projection of objects having non- isometric lines. Conversion of Isometric Views to Orthographic Views and Vice-versa. manually and by using computer aided drafting

Note:- Internalexam and The End Semester Examination will be conducted by using Auto Cad Software.

TEXTBOOKS:

1. N.D. Bhatt/ Charotar, Engineering Drawing, Publisher: *Charotar* Publishing House · Genre January 2019.
2. T. Jeyapooan, Vikas: Engineering Drawing and graphics Using AutoCAD Third Edition S. Chand and company Ltd. January 2010.
3. N. S. Parthasarathy and Vela Murali/ Engineering Drawing/Oxford publications. 12th June 2015.
4. K Balaveera Reddy et al – Computer Aided Engineering Drawing, CBS Publishers. 2015.

REFERENCE BOOKS:

1. M. B. Shah, B. C. Rane/ Engineering Drawing, Pearson. 2009
2. K Balaveera Reddy et al – Computer Aided Engineering Drawing, CBS Publishers. 2015
3. Basant Agrawal and CM Agrawal, Engineering Drawing, Third Edition McGraw Hill. 2019
4. K Balaveera Reddy et al – Computer Aided Engineering Drawing -CBS Publishers. 2015.

WEBLINKS:

1. <https://www.youtube.com/watch?v=ANEvQyt3PnU>
2. <https://www.youtube.com/watch?v=rp3swbAYZJU>
3. <https://www.youtube.com/watch?v=gallud9yQl4I>
4. <http://www.digimat.in/nptel/courses/video/105104148/L04.html>
5. <https://engineeringvidelectures.com/course/758>



CMR
TECHNICAL CAMPUS

EXPLORE TO INVENT

Engineering Chemistry Laboratory

B. Tech. I Semester

L T P C

Subject Code: 22CH106BS

0 0 2 1

Pre-requisites : To bring adaptability to new developments in engineering chemistry lab and acquire the knowledge in practical skills

Course Objectives:

The course consists of experiments related to the principles of chemistry required for engineering student. The student will learn:

1. Estimation of hardness of water to check its suitability for drinking purpose.
2. To perform estimations of acids and bases using conductometry and potentiometry methods.
3. To prepare polymers such as Bakelite and nylon-6.6 in the laboratory.
4. Learn skills related to the lubricant properties such as saponification value, surface tension and viscosity of oils.
5. Apply the skills in rate of corrosion to solve engineering problems.

Course Outcomes: After completion of this course, the students will be able to:

1. Determination of parameters like hardness of water and rate of corrosion of mild steel in various conditions.
2. Perform methods such as conductometry and potentiometry in order to find out the concentrations or equivalence points of acids and bases.
3. Prepare polymers like bakelite and nylon-6.6
4. Estimations of saponification value, surface tension and viscosity of lubricant oils.
5. Find the rate of corrosion of mild steel in various conditions.

List of Experiments:

- I **Volumetric Analysis:** Estimation of Hardness of water by EDTA Complexometry method.
- II **Conductometry:** Estimation of the concentration of an acid by Conductometry.
- III **Potentiometry:** Estimation of the concentration of an acid by Potentiometry Estimation of the amount of Fe^{+2} by Potentiometry.

I. Preparations:

1. Preparation of Bakelite.
2. Preparation Nylon – 6.6

II. Lubricants:

1. Estimation of acid value of given lubricant oil.
2. Estimation of Viscosity of lubricant oil using Ostwald's Viscometer.

III. Corrosion: Determination of rate of corrosion of mild steel in the presence and absence of inhibitor.

IV. Virtual lab experiments


1. Construction of Fuel cell and its working.
2. Smart materials for Biomedical applications
3. Batteries for electrical vehicles.
4. Functioning of solar cell and its applications.

REFERENCE BOOKS:

1. B. Ramadevi and P. Aparna, Engineering chemistry Lab manual for by S Chand Publications, New Delhi (2022).
2. Vogel's text book of practical organic chemistry 5th edition.
3. A.I. Vogel, Inorganic Quantitative analysis by ELBS Publications.
4. V.K. Ahluwalia, College Practical Chemistry by Narosa Publications Ltd. New Delhi (2007).

Web Links

1. www.youtube.com/watch?v=FCQ26RQBZLg
2. <https://www.youtube.com/watch?v=-GS6uoFf3qQ>
3. <https://www.youtube.com/watch?v=Y48UgKi33Ps>
4. <https://www.youtube.com/watch?v=TC1M-XDHfDI>



Programming for Problem Solving Laboratory

B. Tech. I Semester

L T P C

Subject Code: 22CS107ES

0 0 2 1

Co-requisites: A course on Programming for problem solving.

Pre-requisites: Basic knowledge on mathematics & problem solving skills.

Course Objectives: The students will learn the following:

1. To work with an IDE to create, edit, compile, run and debug programs
2. To analyze the various steps in program development.
3. To develop programs to solve basic problems by understanding basic concepts in C like operators, control statements etc.
4. To develop modular, reusable and readable C Programs using the concepts like functions, arrays etc.

Course Outcomes:

After completion of this course, the students will be able to:

1. Develop C programs for simple numerical problems.
2. Apply the knowledge of conditional statements and loops in programs.
3. Implement the programs using the concepts of arrays, structures, pointers and files.
4. Create the programs using functions and recursive functions.
5. Implement searching and sorting algorithms.

Practice sessions:

- a) Write a simple program that prints the results of all the operators available in C (including pre/ post increment, bitwise and/or/not, etc.). Read required operand values from standard input.
- b) Write a simple program that converts one given data type to another using autoconversion and casting. Take the values from standard input.

Simple numeric problems:

- a) Write a program for finding the max and min from the three numbers.
- b) Write the program for the simple, compound interest.
- c) Write a program that declares Class awarded for a given percentage of marks, where mark
 $<40\%$ = Failed, 40% to $<60\%$ = Second class, 60% to $<70\%$ = First class, $\geq 70\%$ = Distinction.
 Read percentage from standard input.
- d) Write a program that prints a multiplication table for a given number and the number of rows in the table. For example, for a number 5 and rows = 3, the output should be:

$$5 \times 1 = 5$$

$$5 \times 2 = 10$$

$$5 \times 3 = 15$$

- e) Write a C program for binary equivalent to a positive number 0 to 255.

Expression Evaluation:

- Write a C program, which takes two integer operands and one operator from the user, performs the operation and then prints the result. (Consider the operators +, -, *, /, % and use Switch Statement)
- Write a program that finds if a given number is a prime number
- Write a C program to find the sum of individual digits of a positive integer and test given number is palindrome.
- A Fibonacci sequence is defined as follows: the first and second terms in the sequence are 0 and 1. Subsequent terms are found by adding the preceding two terms in the sequence. Write a C program to generate the first n terms of the sequence.
- Write a C program to generate all the prime numbers between 1 and n, where n is a value supplied by the user.
- Write a C program to find the roots of a Quadratic equation.

Arrays, Pointers and Functions:

- Write a C program to find the minimum, maximum and average in an array of integers.
- Write a function to compute mean, variance, Standard Deviation, sorting of n elements in a single dimension array.
- Write a C program that uses functions to perform the following:
- Addition of Two Matrices
- Multiplication of Two Matrices
- Transpose of a matrix with memory dynamically allocated for the new matrix as row and column counts may not be the same.
- Write C programs that use both recursive and non-recursive functions
- To find the factorial of a given integer.
- To find the GCD (greatest common divisor) of two given integers.
- To find x^n

Files:

- Write a C program to display the contents of a file to standard output device.
- Write a C program which copies one file to another file..
- Write a C program to merge two files into a third file (i.e., the contents of the first file followed by those of the second are put in the third file).

Strings:

- Write a C program to implement string handling functions.
- Write a C Program to find the length of a given string without using strlen() function.
- Write a C Program to concatenate two string without using a function.

Miscellaneous:

- Write a C program to construct a pyramid of numbers as follows:

```

1           *           1           1           *
1 2         * *         2 3         2 2         * *
1 2 3       * * *       4 5 6       3 3 3       * *
                                           *
                                           * *
                                           *

```

Sorting and Searching:

- Write a C program that uses non-recursive function to search for a Keyvalue in a given List of integers using linear search method.


- b) Write a C program that uses non-recursive function to search for a Keyvalue in a given Sorted list of integers using binary search method.
- c) Write a C program that implements the Bubble sort method to sort a given list of Integers in ascending order.
- d) Write a C program that sorts the given arrayof integers using selection sort in descending order
- e) Write a C program that sorts the given arrayof integers using insertion sort in ascending order

TEXT BOOKS:

1. Jeri R. Hanlyand Elliot B.Koffman, Problem solving and Program Design in C 7th Edition, Pearson,2013.
2. B.A. Forouzan and R.F. GilbergC Programming and Data Structures, Cengage Learning, (3rd Edition),2006.

REFERENCE BOOKS:

1. Brian W. Kernighan and Dennis M. Ritchie, The C Programming Language,PHI
2. E. Balagurusamy, Computer fundamentals and C, 2nd Edition,McGraw-Hill.



Basic Electrical & Electronics Engineering Lab

B.Tech. I Semester
Subject Code 22EC108ES

L T P C
0 0 2 1

Prerequisites: Mathematics

Corequisites: Basic Electrical and Electronics Engineering

Course Objectives:

1. To Analyze a given network by applying various electrical laws.
2. To Analyze the performance of single phase transformers.
3. To Analyze the performance of transformers, DC and AC machines.
4. To introduce the concepts of diodes and transistors.
5. To impart the knowledge of various types of Rectifiers.

Course Outcomes:

After completion of this course, the students will be able to:

1. Verify the Ohm's law, KCL, KVL with practical approach.
2. Estimate the performance calculations of single phase transformers.
3. Analyze the Performance characteristics of DC and AC machines through various testing methods.
4. Compare the characteristics of different types of diodes and transistors.
5. Evaluate the performance of Rectifiers with and without filters.

SECTION A: ELECTRICAL ENGINEERING:

1. Verification of Ohm's law.
2. Verification of KCL and KVL.
3. Brake test on DC Shunt motor.
4. Brake test on 3-phase Induction motor.
5. Load Test on Single-Phase Transformer.
6. Measurement of Voltage, Current and Real Power in Primary and Secondary circuits of a Single Phase Transformer.
7. No Load Characteristics of 3 phase Alternator.

SECTION B: ELECTRONICS ENGINEERING:

1. Study and operation of
 - (i) Multi-meters (ii) Function Generator (iii) Regulated Power Supplies (iv) CRO
2. PN Junction Diode Characteristics A) Forward bias B) Reverse bias
3. Zener Diode Characteristics A) Forward bias B) Reverse bias
4. Input and Output characteristics of BJT in CE Configuration.
5. Half wave Rectifier without and with Filters .
6. Full wave Rectifier without and with Filters .
7. Note: Total 10 experiments are to be conducted.

(Minimum Five experiments from PART-A, Five experiments from PART-B)

TEXT BOOKS:


1. D.P. Kothari and I. J. Nagrath, "Basic Electrical Engineering", Tata McGraw Hill, 4th Edition, 2019.
2. MS Naidu and S Kamakshaiah, "Basic Electrical Engineering", Tata McGraw Hill, 2nd Edition, 2008.

REFERENCE BOOKS:

1. P. Ramana, M. Suryakalavathi, G.T.Chandrasheker,"Basic Electrical Engineering", S. Chand, 2 nd Edition, 2019.
2. D. C. Kulshreshtha, "Basic Electrical Engineering", McGraw Hill, 2009
3. M. S. Sukhija, T. K. Nagsarkar, "Basic Electrical and Electronics Engineering", Oxford, 1st Edition, 2012.
4. Abhijit Chakrabarthy, Sudipta Debnath, Chandan Kumar Chanda, "Basic Electrical Engineering", 2nd Edition, McGraw Hill, 2021.

Web links: -

1. https://www.youtube.com/watch?v=Ki60DB0I3W4&list=PLwymdQ84KI-x0T05PcG6D_2rhbWV_O93B&index=2
2. <https://www.youtube.com/watch?v=W-AqhZLm7h4>
3. <https://www.youtube.com/watch?v=UkH4CaAsG6Q>
4. <https://www.youtube.com/watch?v=Hfkd7UFSIF0>
5. <https://www.youtube.com/watch?v=i9wbWYtm2cI>
6. <https://www.youtube.com/watch?v=UdaATCmDfYU>
7. <https://www.youtube.com/watch?v=1IZIjIf3NDw>
8. <https://www.youtube.com/watch?v=X-i1MevYcpM>
9. <https://www.youtube.com/watch?v=syZgyPLHyp8>
10. <https://www.youtube.com/watch?v=QGawHsg4NpQ>



Environmental Science

B. Tech. I Semester

L T P C

Subject Code: 22CH109MC

3 0 0 0

Prerequisites: None

Course Objectives:

1. Understanding the importance of ecological balance for sustainable development.
2. Understanding the impacts of developmental activities and mitigation measures.
3. Understanding the environmental policies and regulations

Course Outcomes: After completion of this course, the students will be able to:

1. Appreciate concepts and methods from ecological and physical sciences and their application in environmental problem solving.
2. Analyze and synthesize scientific data to characterize and evaluate the status of at least one type of ecological system and apply skills of measurement, spatial orientation, sampling, and data analysis to characterize natural resource phenomena
3. Create awareness on the basic philosophy of science, concepts and scope.
4. Evaluate consequences of human exposure to pollution and its impacts to environmental quality.
5. Comprehending the statutory and regulatory mechanisms pertaining to environment in India and understanding judicial response to environmental issues in India.

UNIT-I

[10 Lectures]

Ecosystems: Definition, Scope, and Importance of ecosystem. Classification, structure, and function of an ecosystem, Food chains, food webs, and ecological pyramids. Flow of energy, Biogeochemical cycles, Bioaccumulation, Biomagnifications, ecosystem value, services and carrying capacity, Field visits.

UNIT-II.

[7 Lectures]

Natural Resources: Classification of Resources: Living and Non-Living resources, water resources: use and over utilization of surface and ground water, floods and droughts, Dams: benefits and problems. Mineral resources: use and exploitation, environmental effects of extracting and using mineral resources, Land resources: Forest resources, Energy resources: growing energy needs, renewable and non-renewable energy sources, use of alternate energy source, case studies.

UNIT-III

[7 Lectures]

Biodiversity And Biotic Resources: Introduction, Definition, genetic, species and ecosystem diversity. Value of biodiversity; consumptive use, productive use, social, ethical, aesthetic and optional values. India as a mega diversity nation, Hot spots of biodiversity. Field visit. Threats to biodiversity: habitat loss, poaching of wildlife, man-wildlife conflicts; conservation of biodiversity: In-Situ and Ex-situ conservation. National Biodiversity act.

UNIT-IV

[10 Lectures]

Environmental Pollution and Control Technologies: Environmental Pollution: Classification of pollution, Air Pollution: Primary and secondary pollutants, Automobile and Industrial pollution, Ambient air quality standards. Water pollution: Sources and types of pollution, drinking water quality standards. Soil Pollution: Sources and types, Impacts of modern agriculture, degradation of soil. Noise Pollution: Sources and Health hazards, standards, Solid waste: Municipal Solid Waste management, composition and characteristics of e-Waste and its management. Pollution control technologies: Wastewater Treatment methods: Primary, secondary and Tertiary. Overview of air

pollution control technologies, Concepts of bioremediation. Global Environmental Issues and Global Efforts: Climate change and impacts on human environment. Ozone depletion and Ozone depleting substances (ODS). Deforestation and desertification. International conventions / Protocols: Earth summit, Kyoto protocol, and Montréal Protocol. NAPCC-GoI Initiatives.

UNIT-V

[8 Lectures]

Environmental Policy, Legislation & EIA: Environmental Protection act, Legal aspects Air Act-1981, Water Act, Forest Act, Wildlife Act, Municipal solid waste management and handling rules, biomedical waste management and handling rules, hazardous waste management and handling rules. **EIA:** EIA structure, methods of baseline data acquisition. Overview on Impacts of air, water, biological and Socio-economical aspects. Strategies for risk assessment, Concepts of Environmental Management Plan (EMP). **Towards Sustainable Future:** Concept of Sustainable Development Goals, Population and its explosion, Crazy Consumerism, Environmental Education, Urban Sprawl, Human health, Environmental Ethics, Concept of Green Building, Ecological Footprint, Life Cycle assessment (LCA), Lowcarbon lifestyle.

TEXTBOOKS:

1. Erach Bharucha , Textbook of Environmental Studies for Undergraduate Courses, The Orient Black swan, 2nd edition , 1 January 2015.
2. R. Rajagopalan, Environmental Studies , Oxford University Press, 3rd edition, April, 2015

REFERENCE BOOKS:

1. Richard T. Wright, Environmental Science: towards a sustainable future , Benjamin Cummings Pub Co, 13th edition, 17 January 2016.
2. Gilbert M. Masters and Wendell P. Ela, Environmental Engineering and science, Pearson, 3rd edition, 15 December 2006.
3. Daniel B. Botkin & Edward A. Keller, Environmental Science , Wiley publishing, 8th edition, 2012.
4. Anubha Kaushik, Environmental Studies , New age international publishers, 4th Edition, 1 January 2012
5. Dr. M. Anji Reddy, Textbook of Environmental Science and Technology, BS Publications, 31 october 2014.
6. Y. Anjaneyulu , Introduction to Environmental Science , BS. Publications, 1 January 2004

Web links:

1. <https://onlinecourses.nptel.ac.in>
2. <https://archive.nptel.ac.in>
3. <https://onlinecourses.swayam2.ac.in>
4. <https://onlinecourses.nptel.ac.in>
5. <https://onlinecourses.nptel.ac.in>

Ordinary Differential Equations and Vector Calculus

B. Tech. II Semester

L T P C

Subject Code: 22MA201BS

3 1 0 4

Pre-requisites: Mathematical Knowledge at pre-university level

Course Objectives: To learn

1. Methods of solving the differential equations of first order differential equations.
2. Methods of solving the differential equations of higher order differential equations.
3. Concept, properties of Laplace transforms and Solving ordinary differential equations using Inverse Laplace transforms techniques.
4. The physical quantities of vector valued functions involved in engineering field
5. The basic properties and their applications to line and surface integrals.

Course outcomes: After learning the contents of this paper the student must be able to

1. Identify whether the given differential equation of first order is exact or not.
2. Solve higher order differential equations.
3. Use Laplace transforms techniques to find the derivatives and integrals of given functions & inverse Laplace transforms techniques for solving ODE's
4. Analyze vector and scalar point functions.
5. Evaluate the line and surface integrals and converting them from one to another

UNIT-I: First Order ODE

[12 Lectures]

Exact differential equations, Equations reducible to exact differential equations, linear and Bernoulli's equations, Orthogonal Trajectories (only in Cartesian Coordinates).

Applications: Newton's law of cooling, Law of natural growth and decay.

UNIT-II: Ordinary Differential Equations of Higher Order

[12 Lectures]

Second order linear differential equations with constant coefficients: Non-Homogeneous terms of the type e^{ax} , $\sin ax$, $\cos ax$, polynomials in x , $e^{ax}V(x)$ and $xV(x)$, method of variation of parameters, Equations reducible to linear ODE with constant coefficients: Legendre's equation, Cauchy-Euler equation.

UNIT-III: Laplace transforms

[16 Lectures]

Laplace Transforms: First shifting theorem and Change of scale property, Multiplication by 't' and division by 't', Laplace transforms of derivatives and integrals. Laplace transform of periodic functions. Inverse Laplace transforms: First Shifting theorem, Change of Scale Property, Inverse Laplace transforms of derivatives and Integrals, convolution theorem (without proof). Applications: Solving Initial value problems by Laplace Transform method.

UNIT-IV: Vector Differentiation

[10 Lectures]

Vector point functions and scalar point functions, Gradient, Divergence and Curl, Directional derivatives, Tangent plane and normal line, Scalar potential functions, Solenoidal and Irrotational vectors.

UNIT-V: Vector Integration**[10 Lectures]**

Line, Surface & Volume integrals. Theorems of Green, Gauss and Stokes (without proofs) and their applications.

TEXT BOOKS:

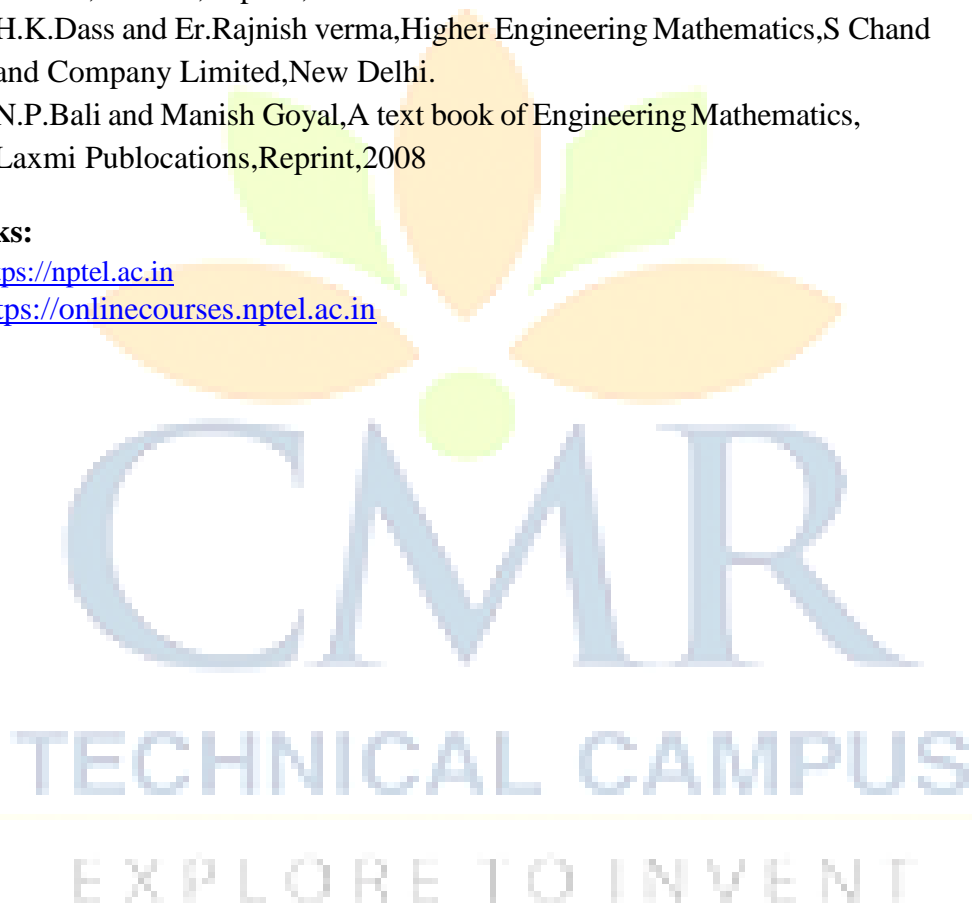
1. B.S.Grewal, Higher Engineering Mathematics, Khanna Publishers, 36th Edition, 2021
2. R.K.JAIN, S.R.K.Iyengar, Advanced Engineering Mathematics, Narosa Publishing House, 4th Edition New Delhi, 2020
3. T.K.V.Iyengar, B.Krishna Gandhi, S. Ranganathan and M.V.S.S.N.Prasad, Engineering Mathematics, S.Chand Publishing

REFERENCE BOOKS:

1. Kreyszing, Advanced Engineering Mathematics, John Wiley & Sons, 9th Edition 2006.
2. G.B.Thomas and R.L.Finney, Calculus and Analytic geometry, 9th Edition, Pearson, Reprint, 2002.
3. H.K.Dass and Er.Rajnish verma, Higher Engineering Mathematics, S Chand and Company Limited, New Delhi.
4. N.P.Bali and Manish Goyal, A text book of Engineering Mathematics, Laxmi Publications, Reprint, 2008

Web Links:

1. <https://nptel.ac.in>
2. <https://onlinecourses.nptel.ac.in>



Applied Physics

B. Tech. II Semester

L T P C

Subjects Code: 22PH202BS

3 1 0 4

Prerequisites: 10 + 2 physics

Course Objectives: The objectives of this course for the student are to:

1. Understand the basic principles of quantum physics and band theory of solids.
2. Summarize the underlying mechanism involved in construction and working principles of various semiconductor devices.
3. Study the fundamental concepts related to the dielectric and magnetic materials.
4. Identify the importance of nanoscale, quantum confinement and various fabrications techniques.
5. Explain the characteristics of lasers and optical fibres.

Course Outcomes:

After completion of this course, the students will be able to:

1. Understand physical world from fundamental point of view by the concepts of Quantum mechanics and visualize the difference between conductor, semiconductor, and an insulator by classification of solids.
2. Identify the role of semiconductor devices in science and engineering Applications.
3. Explore the fundamental properties of dielectric and magnetic materials for their applications.
4. Interpret the features and applications of nanomaterials.
5. Relate various aspects of Lasers and Optical fibres and their applications in diverse fields.

UNIT-I: QUANTUM PHYSICS AND SOLIDS

[15 Lectures]

Quantum Mechanics: Introduction to quantum physics, Blackbody radiation, Planck's radiation law, Wein's and Rayleigh-Jean's law, Stefan-Boltzmann's law, Photo electric effect, De Broglie hypothesis, Davisson and Germer experiment, Heisenberg uncertainty principle, Born interpretation of the wave function, Time independent Schrodinger wave equation, Particle in one dimensional potential box.

Solids: Free electron theory (Drude and Lorentz, Sommerfield - qualitative), Fermi-Dirac distribution, Periodic potentials - Bloch's theorem, Kronig-Penney model (qualitative), E-K diagram, Effective mass of electron, Origin of energy bands- classification of solids.

UNIT-II: SEMICONDUCTORS AND DEVICES

[15 Lectures]

Introduction to semiconductors, Intrinsic and extrinsic semiconductors - carrier concentration, Direct and indirect band gap semiconductors, Hall effect, Construction, Principle of operation and characteristics of P-N Junction diode, Zener diode, Bipolar junction transistor (BJT), LED, PIN diode, Avalanche photodiode (APD) and Solar cells.

UNIT-III: DIELECTRIC AND MAGNETIC MATERIALS

[10 Lectures]

Dielectric Materials: Basic definitions, Electronic and ionic polarizations, Ferroelectric, Piezoelectric and Pyroelectric materials - applications.

Magnetic Materials: Hysteresis - soft and hard magnetic materials, Magnetostriction, Magneto resistance, Bubble memory devices, Magnetic field sensors and Multiferroics, Applications of magnetic materials.

UNIT-IV: NANO TECHNOLOGY

[10 Lectures]

Nanoscale, Quantum confinement, Surface to volume ratio, Bottom-up fabrication: Sol-Gel, Precipitation, Combustion methods, Top-down fabrication: Ball milling, Physical vapor deposition (PVD), Chemical vapor deposition (CVD), XRD, SEM & TEM, Applications of nanomaterials.

UNIT-V: LASER AND FIBER OPTICS**[15 Lectures]**

Lasers: Laser beam characteristics, three quantum processes, Einstein coefficients and their relations, Lasing action, Pumping methods, Ruby laser, Nd-YAG laser, He-Ne laser, Semiconductor laser, Applications of laser.

Fiber Optics: Introduction to optical fibers, Total internal reflection, Construction of optical fiber, Numerical aperture, Acceptance angle, Classification of optical fibers, Losses in optical fiber, Optical fiber for communication system, Applications of optical fibers.

TEXT BOOKS:

1. M.N.Avadhanulu, P.G.Kshirsagar & TVS. Arun Murthy” A Textbook of Engineering Physics”- S.Chand Publications, 11th Edition, 2019.
2. Shatendra Sharma and Jyotsna Sharma, Engineering Physics, Pearson Publication, 2019.
3. Donald A, Neamen, Semiconductor Physics and Devices-Basic Principle–Mc Graw Hill, 4th Edition, 2021.
4. B.K.Pandey and S.Chaturvedi, Engineering Physics, Cengage Learning, 2nd Edition, 2022.
5. Narasimha Reddy Katta, Essentials of Nanoscience & Nanotechnology, Typical Creatives NANO DIGEST, 1st Edition, 2021.

REFERENCE BOOKS:

1. H.C.Verma, Quantum Physics, TBS Publication, 2nd Edition 2012.
2. Halliday, Resnick and Walker, John Wiley & Sons, Fundamentals of Physics 11th Edition, 2018.
3. Charles Kittel, Introduction to Solid State Physics, Wiley Eastern, 2019.
4. S.L.Gupta and V.Kumar, Elementary Solid State Physics, Pragathi Prakashan, 2019.
5. A.K. Bhandhopadhyaya – Nano Materials, New Age International, 1st Edition, 2007.

Web Links:

1. <https://youtu.be/TcmGYe39XG0>
2. <https://youtu.be/JA3sCmrv11M>
3. <https://youtu.be/qUEbxTkPIWI>



Data Structures

B. Tech. II Semester

L T P C

Subject Code: 22CS203ES

3 0 0 3

Prerequisites: A Course on “Programming for problem solving”.

Course Objectives:

1. Exploring basic data structures such as stacks and queues.
2. Introduces a variety of data structures such as hash tables.
3. Discussion of search trees.
4. Understand the sorting algorithms.
5. Introduces pattern matching algorithms

Course Outcomes:

After completion of this course, the students will be able to:

1. Explain the basic concepts such as Abstract Data Types, Linear and Non-Linear Data structures.
2. Discuss hashing and different collision resolve techniques.
3. Design programs using a variety of data structures including binary search trees, heaps trees and AVL-trees.
4. Design programs on sorting and graphs.
5. Apply different searching techniques on Non linear data structure

UNIT-I

[10 Lectures]

Introduction to Data Structures, abstract data types, Linear list – singly linked list implementation, insertion, deletion and searching operations on linear list, Stacks-Operations, array and linked representations of stacks, stack applications, Queues-operations, array and linked representations.

UNIT-II

[6 Lectures]

Dictionaries: linear list representation, skip list representation, operations - insertion, deletion and searching.

Hash Table Representation: hash functions, collision resolution-separate chaining, open addressing-linear probing, quadratic probing, double hashing, rehashing, extendible hashing.

UNIT-III

[8 Lectures]

Search Trees: Binary Search Trees, Definition, Implementation, Operations- Searching, Insertion and Deletion, AVL Trees, Definition, Height of an AVL Tree, Operations– Insertion, Deletion and Searching, Red –Black, Splay Trees.

UNIT-IV

[8 Lectures]

Graphs: Graph Implementation Methods. Graph Traversal Methods.

Sorting: Heap Sort, External Sorting- Model for external sorting, Merge Sort.

UNIT-V

[8 Lectures]

Pattern Matching and Tries: Pattern matching algorithms-Brute force, the Boyer –Moore algorithm, the Knuth-Morris-Pratt algorithm, Standard Tries, Compressed Tries, Suffix tries.

TEXTBOOKS:

1. E. Horowitz, S. Sahni and Susan Anderson Freed, *Universities Press*. Fundamentals of Data Structures in C, 2nd Edition, 2008.
2. A. S. Tanenbaum, Y. Langsam, and M. J. Augenstein, PHI/Pearson Education. Data Structures using C, 2004.

REFERENCE BOOKS:

1. R. F. Gilberg and B.A. Forouzan, Cengage *Learning*. Data Structures: A Pseudocode Approach with C, 2nd Edition, 2016.

Web Links:

1. <https://nptel.ac.in/courses/106102064>
2. <https://www.programiz.com/dsa/data-structure-types>
3. <https://www.coursera.org/learn/data-structures>



English for Skill Enhancement

B. Tech. II Semester

L T P C

Subject Code: 22EN204HS

3 0 0 3

Prerequisites: Basic knowledge in Grammar as well as in prose

Course Objectives:

This course will enable the students to:

1. Improve the language proficiency of students in English with an emphasis on Vocabulary, Grammar, Reading and Writing skills
2. Develop study skills and communication skills in various professional situations.
3. Equip students to study engineering subjects more effectively and critically using the theoretical and practical components of the syllabus.

Course Outcomes:

After completion of the course, the students will be able to:

1. Understand the importance of vocabulary and sentence structures.
2. Demonstrate their understanding of the rules of functional grammar.
3. Take an active part in drafting paragraphs, letters, essays, abstracts, précis and reports in various contexts.
4. Develop comprehension skills from the known and unknown passages.
5. Acquire basic proficiency in reading and writing modules of English.

UNIT – I

[8 Lectures]

Chapter entitled ‘*Toasted English*’ by R.K. Narayan from “*English: Language, Context and Culture*” published by Orient BlackSwan, Hyderabad.

Vocabulary: The Concept of Word Formation -The Use of Prefixes and Suffixes -Acquaintance with Prefixes and Suffixes from Foreign Languages to form Derivatives- Synonyms and Antonyms
Grammar: Identifying Common Errors in Writing with Reference to Articles and Prepositions.

Reading: Reading and Its Importance- Techniques for Effective Reading.

Writing: Sentence Structures -Use of Phrases and Clauses in Sentences- Importance of Proper Punctuation- Techniques for Writing precisely – Paragraph Writing – Types, Structures and Features of a Paragraph - Creating Coherence-Organizing Principles of Paragraphs in Documents.

UNIT – II

[7 Lectures]

Chapter entitled ‘*Appro JRD*’ by Sudha Murthy from “*English: Language, Context and Culture*” published by Orient BlackSwan, Hyderabad.

Vocabulary: Words Often Misspelt - Homophones, Homonyms and Homographs

Grammar: Identifying Common Errors in Writing with Reference to Noun-pronoun Agreement and Subject-verb Agreement.

Reading: Sub-Skills of Reading – Skimming and Scanning – Exercises for Practice

Writing: Nature and Style of Writing- Defining /Describing People, Objects, Places and Events – Classifying- Providing Examples or Evidence.

UNIT – III**[8 Lectures]**

Chapter entitled ‘Lessons from Online Learning’ by F. Haider Alvi, Deborah Hurst et al from “*English: Language, Context and Culture*” published by Orient BlackSwan, Hyderabad.
 Vocabulary: Words Often Confused - Words from Foreign Languages and their Use in English.
 Grammar: Identifying Common Errors in Writing with Reference to Misplaced Modifiers and Tenses.
 Reading: Sub-Skills of Reading – Intensive Reading and Extensive Reading – Exercises for Practice.
 Writing: Format of a Formal Letter-Writing Formal Letters E.g., Letter of Complaint, Letter of Requisition, Email Etiquette, Job Application with CV/Resume.

UNIT – IV**[8 Lectures]**

Chapter entitled ‘Art and Literature’ by Abdul Kalam from “*English: Language, Context and Culture*” published by Orient BlackSwan, Hyderabad.
 Vocabulary: Standard Abbreviations and Acronyms in English
 Grammar: Redundancies and Clichés in Oral and Written Communication.
 Reading: Survey, Question, Read, Recite and Review (SQ3R Method) - Exercises for Practice
 Writing: Writing Practices- Essay Writing- Writing Introduction and Conclusion - Précis Writing.

UNIT – V**[7 Lectures]**

Chapter entitled ‘Go, Kiss the World’ by Subroto Bagchi from “*English: Language, Context and Culture*” published by Orient BlackSwan, Hyderabad.
 Vocabulary: Technical Vocabulary and their Usage
 Grammar: Common Errors in English
 Reading: Reading Comprehension-Exercises for Practice
 Writing: Technical Reports- Introduction – Characteristics of a Report – Categories of Reports
 Formats- Structure of Reports (Manuscript Format) -Types of Reports - Writing a Report.

Note: Listening and Speaking Skills which are given under Unit-6 in AICTE Model Curriculum are covered in the syllabus of ELCS Lab Course.

- **Note: 1.** As the syllabus of English given in AICTE Model Curriculum-2018 for B. Tech. First Year is **Open-ended**, besides following the prescribed textbook, it is required to prepare teaching/learning materials **by the teachers collectively** in the form of handouts based on the needs of the students in their respective colleges for effective teaching/learning in the class.
- **Note: 2.** Based on the recommendations of NEP2020, teachers are requested to be flexible to adopt Blended Learning in dealing with the course contents. They are advised to teach 40 percent of each topic from the syllabus in blended mode.

TEXT BOOK:

1. “English: Language, Context and Culture” by Orient BlackSwan Pvt. Ltd, Hyderabad. 2022. Print.

REFERENCE BOOKS:

1. Effective Academic Writing by Liss and Davis (OUP)
2. Richards, Jack C. Interchange Series. Introduction, 1,2,3. Cambridge University Press. (2022)
3. Wood, F.T. Remedial English Grammar. Macmillan. (2007).
4. Chaudhuri, Santanu Sinha. Learn English: A Fun Book of Functional Language, Grammar and Vocabulary. (2nd ed.,). Sage Publications India Pvt. Ltd. (2018).
5. Technical Communication. Wiley India Pvt. Ltd. (2019).

6. Vishwamohan, Aysha. English for Technical Communication for Engineering Students. Mc Graw-Hill Education India Pvt. Ltd. (2013).
7. Swan, Michael. Practical English Usage. Oxford University Press. Fourth Edition. (2016).

Web Links:**UNIT I**

Vocabulary - Prefixes and Suffixes

WL1:<https://nptel.ac.in/courses/109106094/23>WL2:http://teacher.scholastic.com/reading/bestpractices/vocabulary/pdf/prefixes_suffixes.pdf**Synonyms and Antonyms**WL3:<https://www.google.com/search?q=Synonyms+an+Antonyms+-+nptel+videos&nfpr=1&sa=X&ved=0ahUKEwi7pbzfluXfAhXBEbwKHXOqC4oQvgUILCgB&biw=1024&bih=657>WL4:<https://scoop.eduncle.com/synonyms-antonyms-for-competitive-exams>**GRAMMAR - Common errors in Prepositions**WL5:<https://nptel.ac.in/courses/109104030/Module12/Lecture39.pdf>WL6:<https://nptel.ac.in/courses/109104030/Module12/Lecture38.pdf>WL7:<https://www.englishpractice.com/common-mistakes/common-errors-prepositions-3>**Techniques of Effective reading**WL8:<https://nptel.ac.in/courses/109106129/5>WL9:<https://nptel.ac.in/courses/109106129/15>WL10:<https://www.howtolearn.com/2012/08/different-reading-techniques-and-when-to-use-them/>**UNIT II**

GRAMMAR - Common errors in Noun and Pronoun agreement

WL11:<https://nptel.ac.in/courses/109104030/Module12/Lecture39.pdf>**common errors and Rules of Subject-verb agreement**WL12:<https://nptel.ac.in/courses/109106094/8><https://www.grammarbook.com/grammar/subjectVerbAgree.asp>**Techniques for improving comprehension skills**WL13:<https://nptel.ac.in/courses/109106129/5>WL14:<https://joshkaufman.net/3-simple-techniques-to-optimize-your-reading-comprehension-and-retention/>**UNIT III**

English Language

Vocabulary-Affixes

WL15:<http://www.prefixsuffix.com/rootchart.php>**English words from Foreign languages**WL16:<https://www.fluentu.com/blog/english/english-words-from-other-languages/>WL17:<https://en.oxforddictionaries.com/explore/foreign-words-and-phrases/>

Misplaced modifiers

WL18:https://www.grammar-monster.com/glossary/misplaced_modifier.htm**Reading**WL19:<http://www.bbc.co.uk/skillswise/topic/skimming-and-scanning>WL20:<http://www.bbc.co.uk/skillswise/video/skimming-and-scanning>**Writing**WL21:<https://writeshop.com/choosing-vocabulary-to-describe-a-place/>**Writing formal letters**WL22:<https://nptel.ac.in/courses/109104031/14>

UNIT IV

Vocabulary

WL23:<https://www-pub.iaea.org/MTCD/DSS/OASISGlossary.pdf>

WL24:<https://nptel.ac.in/courses/Webcourse-contents/IISc-BANG/Composite%20Materials/pdf/Glossory.pdf>

WL25:https://nptel.ac.in/courses/117105083/pdf/ssg_m212.pdf

Reading

WL26:<https://nptel.ac.in/courses/109106066/module6/lecture12/lecture12.pdf>

Writing

WL27:<https://nptel.ac.in/courses/109106094/29>

WL28:<https://nptel.ac.in/courses/109106066/module3/lecture6/lecture6.pdf>

UNIT - V

Vocabulary

WL29:<https://nptel.ac.in/courses/109106066/module1/lecture1/lecture1.pdf>

Grammar - Common errors

WL30:<https://www.englishvid.com/english-resource/50-common-grammar-mistakes-in-english/>

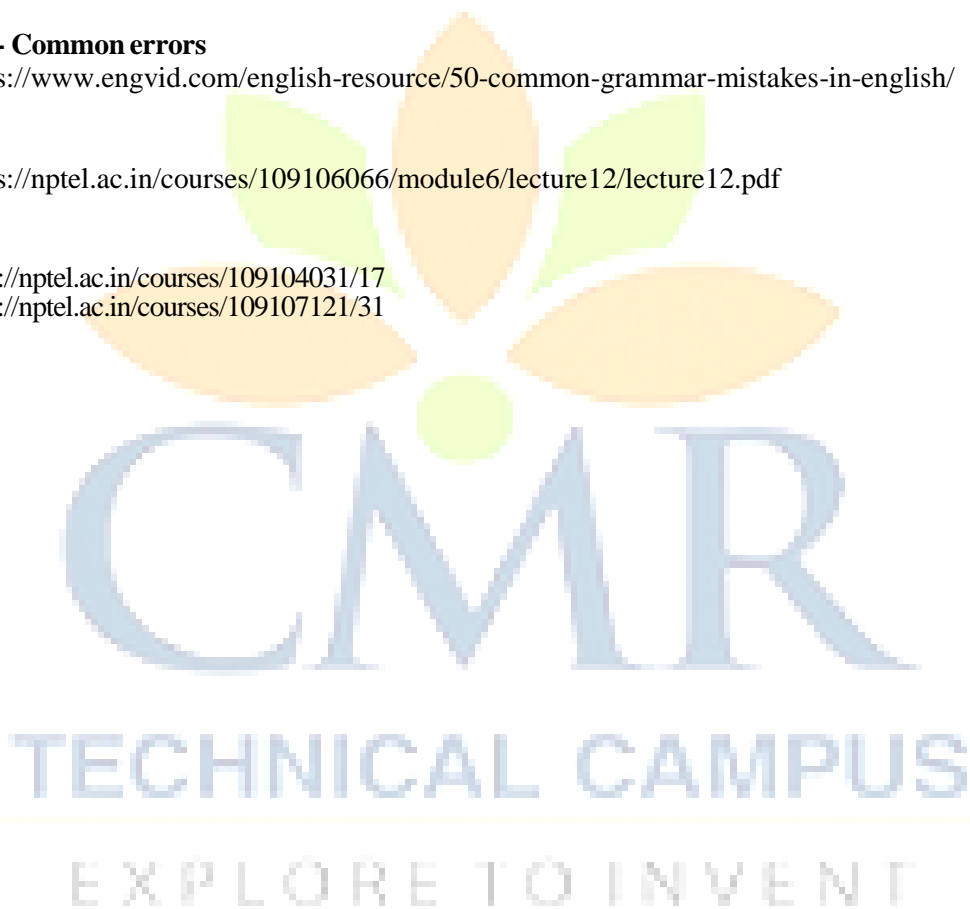
Reading

WL31:<https://nptel.ac.in/courses/109106066/module6/lecture12/lecture12.pdf>

Writing

WL32:<https://nptel.ac.in/courses/109104031/17>

WL33:<https://nptel.ac.in/courses/109107121/31>



IT Workshop

B. Tech. II SEM

L T P C

Subject Code: 22CS205ES

0 0 3 1.5

Course Objectives:

1. The IT Workshop is a training lab course to get training on PC Hardware, Internet & Worldwide Web and Productivity tools for documentation, Spreadsheet computations and Presentation.
2. To introduce to a personal computer and its basic peripherals, the process of assembling a personal computer, installation of system software like MS Windows, Linux and the required device drivers, hardware and software level troubleshooting process.
3. To introduce connecting the PC on to the internet from home and workplace and effectively usage of the internet, Usage of web browsers, email, newsgroups and discussion forums.
4. To get knowledge in awareness of cyber hygiene, i.e., protecting the personal computer from getting infected with the viruses, worms and other cyber-attacks.
5. To introduce the usage of Productivity tools in crafting professional word documents, excel spreadsheets and power point presentations using open office tools.

Course Outcomes:

After completion of this course, the students will be able to:

1. Apply knowledge for PC hardware and computer parts.
2. Apply knowledge for computer assembling and software installation.
3. Ability how to solve the trouble shooting problems.
4. Apply the tools for preparation of project certificate, Creating a Newsletter.
5. Apply the tools for preparation of PPT, Documentation and budget sheet etc.

PC Hardware: The students should work on working PC to disassemble and assemble to working condition and install operating system like Linux or any other on the same PC. Students are suggested to work similar tasks in the laptop scenario wherever possible.

Problem 1: Every student should identify the peripherals of a computer, components in a CPU and its functions. Draw the block diagram of the CPU along with the configuration of each peripheral and submit to your instructor. Every student should disassemble and assemble the PC back to working condition.

Problem 2: Every student should individually install operating system like Linux or MS windows on the personal computer. The system should be configured as dual boot with both windows and Linux.

Problem 3: Hardware Troubleshooting: Students have to be given a PC which does not boot due to improper assembly or defective peripherals. They should identify the problem and fix it to get the computer back to working condition.

Problem 4: Software Troubleshooting: Students have to be given a malfunctioning CPU due to system software problems. They should identify the problem and fix it to get the computer back to working condition. Internet & World Wide Web.

Problem 5: Orientation & Connectivity Boot Camp: Students should get connected to their Local Area Network and access the Internet. In the process they configure the TCP/IP setting. Finally students should demonstrate how to access the websites and email.

Problem 6: Web Browsers, Surfing the Web: Students customize their web browsers with the LAN proxy settings, bookmarks, search toolbars and popup blockers. Also, plug-ins like Macro media Flash and JRE for applets should be configured

Problem 7: Search Engines & Netiquette: Students should know what search engines are and how to use the search engines. Usage of search engines like Google, Yahoo, ask.com and others should be demonstrated by student.

Problem 8: Cyber Hygiene: Students should learn about viruses on the internet and install antivirus software. Student should learn to customize the browsers to block pop ups, block active x downloads to avoid viruses and/or worms.

Problem 9: Develop home page: Student should learn to develop his/her home page using HTML consisting of his/her photo, name, address and education details as a table and his/her skill set as a list. Productivity tools: Word Orientation: An overview of Microsoft (MS) office / equivalent (FOSS) tool word should be learned: Importance of MS office / equivalent (FOSS) tool Word as word Processors, Details of the three tasks and features that should be covered in each, using and word – Accessing, overview of toolbars, saving files, Using help and resources, rulers, format painter.

Problem 10: Using and Word to create project certificate. Features to be covered: - Formatting Fonts in word, Drop Cap in word, Applying Text effects, Using Character Spacing, Borders and Colors, Inserting Header and Footer, Using Date and Time option in Word.

Creating a Newsletter: Features to be covered: - Table of Content, Newspaper columns, Images from files and clipart, drawing toolbar and Word Art, Formatting Images, Textboxes, Paragraphs in word.

Problem 11-Spreadsheet Orientation: Accessing, overview of toolbars, saving spreadsheet files, Using help and resources. Creating a Scheduler: - Gridlines, Format Cells, Summation, auto fill, Formatting Text.

Calculating GPA - Features to be covered: - Cell Referencing, Formulae in spread sheet – average, std. deviation, Charts, Renaming and Inserting worksheets, Hyperlinking, Count function, Sorting, Conditional formatting.

Problem 12: Creating Power Point: Student should work on basic power point utilities and tools in Latex and MS Office/equivalent (FOSS) which help them create basic power point presentation. PPT Orientation, Slide Layouts, Inserting Text, Formatting Text, Bullets and Numbering, Auto Shapes, Lines and Arrows, Hyperlinks, Inserting Images, Tables and Charts.

REFERENCEBOOKS:

1. Introduction to Information Technology, ITL Education Solutions limited, Pearson Education. LaTeX Companion – Leslie Lamport, PHI/Pearson.
2. Comdex Information Technology course tool kit Vikas Gupta, WILEY Dreamtech
3. IT Essentials PC Hardware and Software Companion Guide Third Edition by David Anfinson and Ken Quamme. – CISCO Press, Pearson Education.
PC Hardware and A+ Handbook – Kate J. Chase PHI (Microsoft)

Applied Physics Laboratory

B. Tech II Semester

L T P C

Subject Code: 22PH206BS

0 0 3 1.5

Prerequisites: Practical physics at basic level.

Co-Prerequisite: A course on 'Applied physics laboratory'.

Course Objectives: The objectives of this course for the student to

1. Capable of handling instruments related to photoelectric effect experiments and their measurements.
2. Understand the characteristics of various devices such as PN junction diode, BJT, LED, solar cell, Hall effect and measurement of energy gap and resistivity of semiconductor materials.
3. To understand the characteristics of dielectric constant of a given material and study the behavior of B-H curve of ferromagnetic materials.
4. Understand the Characteristics of Laser and optical fiber measurements.
5. Understanding the method of Mechanical oscillator (Torsional) and electrical oscillator (LCR).

Course Outcomes:

After completion of this course, the students will be able to:

1. Know the determination of the Planck's constant using Photoelectric effect.
2. Appreciate quantum physics in semiconductor devices, optoelectronics and identify the material whether it is n-type or p-type by Hall experiment.
3. Gain the knowledge of applications of dielectric constant and understand the variation of magnetic field and behavior of hysteresis curve.
4. Gain the knowledge of Characteristics of Laser and optical fiber measurements.
5. Carried out data analysis.

LIST OF EXPERIMENTS:

1. Determination of work function and Planck's constant using photoelectric effect.
2. To study the resonant frequency, bandwidth and quality factor of series and parallel LCR circuits.
3. To study the V-I characteristics of a p-n junction diode.
4. a. To study the V-I characteristics of solar cell.
b. To study the V-I characteristics of light emitting diode (LED).
5. Determination of energy gap of a semiconductor.
6. a. Determination of the V-I characteristics of the given LASER beam.
b. Determination of Acceptance Angle and Numerical Aperture of an optical fiber.
7. Determination of dielectric constant of a given material.
8. Study B-H curve of a magnetic material.
9. Determination of the resistivity of semiconductor by two probe method.
10. Determination of Hall coefficient and carrier concentration of a given semiconductor.
11. Input and output characteristics of BJT (CE, CB & CC configurations).
12. Understanding the method of least squares torsional pendulum as an example.

Note: Any 8 experiments are to be performed.

REFERENCE BOOK:

1. S. Balasubramanian, M.N. Srinivasan "A Textbook of Practical Physics"-S Chand Publishers, 2017.

Data Structure Laboratory

B. Tech. II Semester

L T P C

Subject Code: 22CS207ES

0 0 2 1

Prerequisites: A Course on “Programming for problem solving”.

Course Objectives:

1. It provides an understanding of linear data structures such as stacks and queues.
2. It provides an understanding of non linear data structures like trees and graphs.
3. It provides an understanding of linear and binary search algorithms.
4. It provides an understanding of sorting algorithms.

Course Outcomes:

After completion of this course, the students will be able to:

1. Implement various linear data structures.
2. Implement various non linear data structures.
3. Compare various searching and sorting algorithms.
4. Ability to implement trees and graphs traversals.

LIST OF EXPERIMENTS

1. Write a program that uses functions to perform the following operations on single linked list.
 - i) Creation ii) Insertion iii) Deletion iv) Traversal
2. Write a program that uses functions to perform the following operations on double linked list.
 - i) Creation ii) Insertion iii) Deletion iv) Traversal
3. Write a program that uses functions to perform the following operations on circular linked list.
 - i) Creation ii) Insertion iii) Deletion iv) Traversal
4. Write a program that implement stack (its operations) using
 - i) Arrays ii) Pointers
5. Write a program that implement Queue (its operations) using
 - i) Arrays ii) Pointers
6. Write a program that implements the following sorting methods to sort a given list of integers in ascending order
 - i) Bubble sort ii) Selection sort iii) Insertion sort
7. Write a program that use both recursive and non-recursive functions to perform the following searching operations for a Key value in a given list of integers:
 - i) Linear search ii) Binary search
8. Write a program to implement the tree traversal methods.
9. Write a program to implement the graph traversal methods.

TEXT BOOKS:

1. E. Horowitz, S. Sahni and Susan Anderson Freed, *Universities Press*. Fundamentals of Data Structures in C, 2nd Edition, 2008.
2. A. S. Tanenbaum, Y. Langsam, and M. J. Augenstein, PHI/Pearson Education. Data Structures using C, 2004.

REFERENCE BOOKS:

1. R. F. Gilberg and B.A. Forouzan, Cengage *Learning*. Data Structures: A Pseudocode Approach with C, 2nd Edition, 2016.

WEB LINKS:

1. <https://nptel.ac.in/courses/106102064>
2. <https://www.programiz.com/dsa/data-structure-types>
3. <https://www.coursera.org/learn/data-structures>



English Language and Communication Skills Lab

B. Tech. II Semester

L T P C

Subject Code: 22EN208HS

0 0 2 1

Prerequisites: Basic Knowledge in speech sounds as well as formal and informal communication

The **English Language and Communication Skills (ELCS) Lab** focuses on the production and practice of sounds of language and familiarizes the students with the use of English in everyday situations both in formal and informal contexts.

Course Objectives:

1. To facilitate computer-assisted multi-media instruction enabling individualized and independent language learning
2. To sensitize the students to the nuances of English speech sounds, word accent, intonation and rhythm
3. To bring about a consistent accent and intelligibility in students' pronunciation of English by providing an opportunity for practice in speaking
4. To improve the fluency of students in spoken English and neutralize the impact of dialects.
5. To train students to use language appropriately for public speaking, group discussions and interviews.

Course Outcomes:

After completion of this course, the students will be able to:

1. Pronounce English sounds according to standard pronunciation
2. Understand the nuances of English language through audio- visual experience and practice
3. Speak with clarity and confidence which in turn enhances their employability skills
4. Neutralize their accent for intelligibility
5. Participate in discussion and presentation effectively and confidently

Syllabus: English Language and Communication Skills Lab (ELCS) shall have two parts:

- a) Computer Assisted Language Learning (CALL) Lab
- b) Interactive Communication Skills (ICS) Lab

Listening Skills:

Objectives

1. To enable students to develop their listening skills so that they may appreciate the role in the LSRW skills approach to language and improve their pronunciation
2. To equip students with necessary training in listening, so that they can comprehend the speech of people of different backgrounds and regions

Students should be given practice in listening to the sounds of the language, to be able to recognize them and find the distinction between different sounds, to be able to mark stress and recognize and use the right intonation in sentences.

- Listening for general content
- Listening to fill up information
- Intensive listening
- Listening for specific information

Speaking Skills:**Objectives**

1. To involve students in speaking activities in various contexts
2. To enable students express themselves fluently and appropriately in social and professional contexts
 - Oral practice
 - Describing objects/situations/people
 - Role play– Individual/Group activities
 - Just A Minute (JAM) Sessions

The following course content is prescribed for the **English Language and communication Skills Lab**.

Exercise – I**CALL Lab:**

Understand: Listening Skill- Its importance – Purpose- Process- Types

Practice: Introduction to Phonetics – Speech Sounds – Vowels and Consonants

ICS Lab:

Understand: Spoken vs. Written language- Formal and Informal English.

Practice: Ice-Breaking Activity and JAM Session- Situational Dialogues – Greetings – Taking Leave –Introducing Oneself and Others.

Exercise – II**CALL Lab:**

Understand: Listening Skills: Barriers- Effective Listening.

Practice: Minimal Pairs-Consonant Clusters- Past Tense Marker and Plural Marker- *Testing Exercises*

ICS Lab:

Understand: Features of Good Conversation – Strategies for Effective Communication.

Practice: Situational Dialogues – Role Play- Expressions in Various Situations –Making Requests and Seeking Permissions - Telephone Etiquette.

Exercise-III**CALL Lab:**

Understand: Structure of Syllables – Word Stress– Weak Forms and Strong Forms – Stress pattern in sentences – Intonation.

Practice: Basic Rules of Word Accent - Stress Shift - Weak Forms and Strong Forms- Stress pattern in sentences – Intonation - *Testing Exercises*

ICS Lab:

Understand: Descriptions- Narrations- Giving Directions and Guidelines – Blog Writing

Practice: Giving Instructions – Seeking Clarifications – Asking for and Giving Directions – Thanking and Responding – Agreeing and Disagreeing – Seeking and Giving Advice – Making Suggestions.

Exercise – IV**CALL Lab:**

Understand: Errors in Pronunciation-Neutralization of Mother Tongue Interference (MTI).

Practice: Common Indian Variants in Pronunciation – Differences between British and American Pronunciation -*Testing Exercises*

ICS Lab:

Understand: Public Speaking – Exposure to Structured Talks - Non-verbal Communication-Presentation Skills.

Practice: Making a Short Speech – Extempore- Making a Presentation.

Exercise – V**CALL Lab:**

Understand: Listening for General and Specific Details.

Practice: Listening Comprehension Tests -Testing Exercises

ICS Lab:

Understand: Introduction to Group Discussion

Practice: Group Discussion

Minimum Requirement of infrastructural facilities for ELCS Lab:**1. Computer Assisted Language Learning (CALL) Lab:**

The Computer Assisted Language Learning Lab has to accommodate 40 students with 40 systems, with one Master Console, LAN facility and English language learning software for self-study by students.

System Requirement (Hardware component):

Computer network with LAN facility (minimum 40 systems with multimedia) with the following specifications:

- i) Computers with Suitable Configuration
- ii) High Fidelity Headphones

2. Interactive Communication Skills (ICS) Lab :

The Interactive Communication Skills Lab: A Spacious room with movable chairs and audio-visual aids with a Public Address System, a T. V. or LCD, a digital stereo –audio & video system and camcorder etc.

Source of Material (Master Copy):

- *Exercises in Spoken English. Part 1,2,3.* CIEFL and Oxford University Press

Note: Teachers are requested to make use of the master copy and get it tailor-made to suit the contents of the syllabus.

Suggested Software:

- Cambridge Advanced Learners' English Dictionary with CD.
- Grammar Made Easy by Darling Kindersley.
- Punctuation Made Easy by Darling Kindersley.
- Oxford Advanced Learner's Compass, 10th Edition.
- English in Mind (Series 1-4), Herbert Puchta and Jeff Stranks with Meredith Levy, Cambridge.
- English Pronunciation in Use (Elementary, Intermediate, Advanced) Cambridge University Press.
- English Vocabulary in Use (Elementary, Intermediate, Advanced) Cambridge University Press.
- TOEFL & GRE (KAPLAN, AARCO & BARRONS, USA, Cracking GRE by CLIFFS).
- Digital All
- Orell Digital Language Lab (Licensed Version)

REFERENCE BOOKS:

1. *English Language Communication Skills – Lab Manual cum Workbook*. Cengage Learning India Pvt. Ltd. (2022).
2. Shobha, KN & Rayen, J. Lourdes. *Communicative English – A workbook*. Cambridge University Press. (2019).
3. Kumar, Sanjay & Lata, Pushp. *Communication Skills: A Workbook*. Oxford University Press. (2019).
4. Board of Editors. *ELCS Lab Manual: A Workbook for CALL and ICS Lab Activities*. Orient Black Swan Pvt. Ltd. (2016).
5. Mishra, Veerendra et al. *English Language Skills: A Practical Approach*. Cambridge University Press. (2020).

WEB LINKS:**Listening Skills Lecture nptel**

WL1:https://www.youtube.com/watch?v=JIKU_WT0BIs

NPTEL on role-play and conversation skills

WL2:<https://www.youtube.com/watch?v=0AM35Nu5McY&list=PLbMVogVj5nJT3a24lj4KOQCOElxcDQrs>

NPTEL on syllables

WL3:<https://www.youtube.com/watch?v=4V2CwQJ8pgc>

NPTEL on listening for general details

WL4:<https://www.youtube.com/watch?v=xY7z3nZOHqk&list=PLzJaFd3A7DZmTdtOxvjO3GLPd1WVe6oq&index=17>

NPTEL on stress shifts

WL 5: https://www.youtube.com/watch?v=_KHtfvob4j4

NPTEL on weak forms and strong forms

WL6:https://www.youtube.com/watch?v=VM0cNDxBySc&list=PL0P6HKIuShRnJeZjhAOy-2NejNjeC2_x2

WL7: NPTEL on Intonation

<https://www.youtube.com/watch?v=A6aE4nceJt8>

TECHNICAL CAMPUS
EXPLORE TO INVENT

Basic Elements of Engineering Technology

B. Tech. II Semester

L T P C

Subject Code: 22CS209ES

0 0 2 1

Objectives:

- ✓ Exploring different engineering technologies and their applications.
 - ✓ Students should be able to learn various 3D printing technologies.
 - ✓ Knowledge towards Assembling and testing of robots.
 - ✓ Understanding functionality of 3D printers and their application.
- Developing team work and in sight towards different disciplines of Engineering.

Module I: Internet of Things

Overview of IoT and Architecture: Brief History, evolution of IoT, Architecture, trends in the Adoption of IoT, Societal Benefits of IoT, Risks, Privacy, Security, Embedded Systems Components, Micro-controller Architecture and Properties and Installing and Setting up the Arduino and Raspberry Pi (RPI) development environment. Build Simple IoT Applications by using Arduino or RPi.

Module II: Robotics

Introduction, Different types of robots, Components of a Robot, Working principle of robots, Applications of robots in various fields, Innovation challenges, Scope of robotics research & its current trends, assembling and testing of Robot.

Module III: 3D Printing

Introduction, Product Design & Development, 3D Scanning & Printing using different types of materials. Components of 3D Printer, Applications of 3D printed products in various fields, Hands on Experience on 3D printing Machine.

Module IV: Software and Post Processing

Cura, Flash print, 3dslicer, Tinkercad, Meshmixer. 3D printing parameters, print Speed, Layer Height, Infill density. Acetone bathing, Support Structure Removing.

Module V: Case Studies

Students have to submit a report by doing a study on various Engineering applications related to Manufacturing, Retail, Automotive, Logistics, Healthcare, Entertainment and E-Governance.

REFERENCE BOOKS:

1. PC Hardware-A Handbook –KateJ. Chase PHI(Microsoft)
2. IT Essentials PC Hardware and Software Companion Guide Third Edition by David Anfinson and Ken Quamme.– CISCO Press, Pearson Education.
3. Internet of Things - A Hands-on Approach, Arshdeep Bahga and Vijay Madisetti, Universities Press, 2015, ISBN: 9788173719547.

4. Getting Started with RaspberryPi, Matt Richardson & Shawn Wallace,O'Reilly (SPD),2014,ISBN: 9789350239759
5. Ashitava Ghoshal, Robotics-Fundamental Concepts and Analysis', Oxford University Press, Sixth impression,2010.
6. DebSR.andDebS.,—RoboticsTechnologyandFlexibleAutomation, TataMcGr awHill Education Pvt.Ltd,2010.
7. MikellP Groover,—Automation, Production Systems,and computerintegrat edManufacturing,PrenticeHall, 2001.
8. CheeKaiChua,KahFaiLeong,3DPrintingandAdditiveManufacturing:Principles andApplications: Fourth Edition of Rapid Prototyping.
9. Andreas Gebhardt, Understanding Additive Manufacturing: RapidPrototyping, Rapid Tooling, Rapid Manufacturing.



Computer Oriented Statistical Methods

L	T	P	C
3	1	0	4

B. Tech III Semester

Subject Code: 22MA301BS

Course Objectives:

Pre-requisites: Mathematical Courses of first year of study

Course Objectives: To learn

1. The concept of Probability and Random variables
2. The Probability distributions of discrete and continuous random variables
3. The sampling theory, testing of hypothesis and making statistical inferences.

Course outcomes: After completion of this course, the student will be able to:

1. Apply the concepts of probability and Random variables
2. Analyse the concept of Probability distributions to some case studies
3. Formulate and solve problems by apply statistical methods for analyzing experimental data.
4. Demonstrate the concept of estimation and distinguish regression analysis and to compute and interpret the coefficient of correlation.
5. Examine the given statistical hypothesis

UNIT - I: Probability and Random Variable 10 Lectures

Review of Probability, Random Variables and Probability Distributions: Concept of a Random Variable, Discrete Probability Distributions, Continuous Probability Distributions. Mean of a Random Variable, Variance and Covariance of Random Variables, Means and Variances of Linear Combinations of Random Variables

UNIT-II : Discrete and Continuous Distributions 10 Lectures

Discrete Probability Distributions: Binomial Distribution, Poisson distribution. Normal Distribution, Areas under the Normal Curve, Applications of the Normal Distribution, Normal Approximation to the Binomial Distributions.

UNIT-III: Sampling Distribution 10 Lectures

Fundamentals of Sampling Distributions: Random Sampling, Some Important Statistics, Sampling Distributions, Sampling Distribution of Means and the Central Limit Theorem, t - Distribution, F-Distribution and Chi-square Distribution.

UNIT-IV: Estimation, Simple Linear Regression and Correlation 10 Lectures

Estimation: Point and interval estimations, criteria of good estimator, estimations for means and properties.

Simple Linear Regression and Correlation: Introduction of linear regression, the simple Linear Regression Model, least squares and fitted model, Inferences concerning the regression coefficients, Prediction, Simple Linear regression case study.

UNIT-V: Tests of Hypothesis**10 Lectures**

Statistical Hypothesis: General Concepts, Testing a Statistical Hypothesis, Single sample: Tests concerning a single mean, Two samples: tests on two means, One sample: test on a single proportion. Two samples: tests on two proportions.

Small Sample tests: Student-t-test for single mean, difference of means and F-test for equality of two variances, Chi-Square test for goodness of fit and independence of attributes.

TEXT BOOKS:

1. Dr.T.K.V. Iyengar, B.Krishna Gandhi, S. Ranganatham and Dr.M.V.S.S.N.Prasad, Probability and statistics , S.Chand, EighthRevised edition ,2020.
2. S C Gupta and V K Kapoor, Fundamentals of Mathematical statistics, S.Ch and publications, 12th revised edition ,2020 .
3. S.D.Sharma, Operations Research, Kedarnath and Ramnath Publishers, Meerut, Delhi,2014.

REFERENCE BOOKS:

1. Sheldon M Ross, Probability and statistics for Engineers and scientists, 6th edition, academicpress, 2020.
2. Miller and Freund's, Probability and Statistics for Engineers, 8th Edition, Pearson Educations,2015.

WEBLINKS:

1. <https://youtu.be/r1s>
2. <https://youtu.be/enDYkFxJE9W>
3. <https://youtu.be/VVYLpmKRfO8>



CMR
TECHNICAL CAMPUS
EXPLORE TO INVENT

Digital Electronics

B. Tech. III Semester

L	T	P	C
3	0	0	3

Subject Code: 22EC302ES

Pre-requisite: Basic Electrical and Electronics Engineering

Course Objectives:

1. To Compare common forms of number representation in logic circuits.
2. To learn basic techniques for the design of digital circuits and fundamental concepts used in the design of digital systems.
3. To understand the concepts of combinational logic circuits.
4. To design sequential logic circuits.
5. To know various memories and logic families.

Course Outcomes: Upon completing this course, the student will be able to

1. Compare the numerical information in different forms and Boolean Algebra theorems.
2. Apply the various simplification methods to simplify the given Boolean function.
3. Analyze and design various combinational logic circuits.
4. Learn the concepts of sequential circuits.
5. Illustrate various memories and logic families.

UNIT – I: **[10 Lectures]**

NUMBER SYSTEMS: Number Systems, Number base conversions, Binary, Octal, Decimal, and Hexadecimal Numbers, Complements of Numbers, Binary codes: Weighted and Non weighted codes.

BOOLEAN ALGEBRA: Basic Theorems and Properties, Switching Functions- Canonical and Standard Form, Algebraic Simplification, Digital Logic Gates, Universal Gates.

UNIT – II: **[8 Lectures]**

GATE – LEVEL MINIMIZATION: The map method, Three-variable map, Four-variable map, product of sums simplification and Sum of Products Simplification using K-map, Don't-care conditions, NAND and NOR implementation.

UNIT – III: **[10 Lectures]**

COMBINATIONAL LOGIC: Combinational Circuits, Design procedure, Design of Half Adder, Full Adder, Half Subtractor, Full Subtractor, BCD Adder, Magnitude Comparator, Decoders, Encoders, Multiplexers, and Demultiplexers.

UNIT – IV: **[8 Lectures]**

SEQUENTIAL LOGIC: Sequential circuits, latches, Flip-Flops, Design Procedure, state Reduction and Assignment, Registers, shift Registers, synchronous counters, Asynchronous Counters, Ring Counter, Johnson Counter.

**UNIT – V:
MEMORIES AND LOGIC FAMILIES****[8 Lectures]**

Introduction, Random-Access Memory, Memory Decoding, Error Detection and correction Read-only memory, Programmable logic Array, Programmable Array logic. AND, OR and NOT Gates using Diodes, Classification of Integrated circuits, comparison of various logic families.

TEXT BOOKS:

1. M. Morris Mano, Digital Design, 3rd Edition, Pearson Education/PHI, 2021.
2. Albert Paul Malvino Donald P. Leach, Digital Principles and Applications, 2nd Edition, TATA McGraw Hill, 1976.
3. A. Anand Kumar, Pulse and Digital Circuits, 2nd Edition, PHIPublications, 2012.

REFERENCE BOOKS:

1. Zvi. Kohavi, Switching and Finite Automata Theory, 3rd Edition, Tata McGraw Hill, 2009.
2. C.V.S. Rao, Switching and Logic Design, 1st Edition, Pearson Education, 2005.
3. Donald D.Givone, Digital Principles and Design, Tata McGraw Hill, Edition, 2017.

WEBLINKS:

1. <http://nptel.ac.in/courses/117/106/117106086/> (By Prof. Goutam Saha, Electronics & Electrical Communication Engineering Dept, IIT Kharagpur).
2. www.nptelvideos.in/2012/12/digital-circuits-and-systems.html (By Prof. Santanu
3. Chattopadhyay, Electronics & Electrical Communication Engineering Dept, IIT Kharagpur).
4. <https://www.smartzworld.com/notes/switching-theory-and-logic-design-stld/>.



CMR
TECHNICAL CAMPUS

EXPLORE TO INVENT

Programming with Python

B. Tech. III Semester

L	T	P	C
3	0	0	3

Subject Code: 22CS303PC

Prerequisites: Basic knowledge on C Programming.

Course Objectives:

1. Learn Syntax and Semantics in Python.
2. Explore the arrays and strings in Python.
3. Understand Lists, Dictionaries and Regular expressions in Python.
4. Handle Files, Modules, and exceptions in Python.
5. Implement Object Oriented Programming concepts in Python.

Course Outcomes: After completion of this course, the students will be able to:

1. Examine Python syntax and semantics, flow control.
2. Demonstrate proficiency in handling Strings and Arrays.
3. Apply Python Programs using core data structures like Lists, Dictionaries and use Regular Expressions.
4. Conduct experiments on file handling, exception handling, and modules.
5. Interpret the concepts of Object-Oriented Programming as used in Python.

UNIT-I

[8 Lectures]

Introduction to Python: History, Features, Applications, First Python Program, Variables, Data Types, Numbers, Operators, Input and Output statements.

Control Statements: Conditional Statements, A Word on Indentation, Looping Statements, the else Suite, break, continue, pass, assert, return.

UNIT-II

[6 Lectures]

Arrays in Python: Arrays, Types of Arrays, Working with Arrays using numpy, Creating Arrays, Operations on Arrays, Attributes of an Array, The reshape() Method, The flatten() Method, Matrices in numpy, Matrix Addition and Multiplication.

Strings and Characters: Creating Strings, Operations on Strings, Working with Characters, Sorting Strings, Searching Strings.

UNIT-III

[8 Lectures]

Functions in Python: Defining a Function, Calling a Function, Parameters, Recursive Functions.

List: Creating Lists using range() Function, Operations on Lists, Methods to Process List, Sorting the List Elements.

Tuple: Creating Tuples, Accessing the Tuple Elements, Operations on Tuple, Functions to Process Tuples.

Dictionaries: Operations on Dictionaries, Dictionary Methods, Sorting the Elements of a Dictionary using Lambdas, Converting Lists into Dictionary, Converting Strings into Dictionary, Passing Dictionaries to Functions.

UNIT-IV**[10 Lectures]**

Files in Python: File Objects, File Built-in Function [open()], File Built-in Methods, File Built-in Attributes, Standard Files, Command-line Arguments, File System, File Execution, Persistent Storage Modules, Related Modules.

Exceptions: Exceptions in Python, Detecting and Handling Exceptions, Context Management,

*Exceptions as Strings, Raising Exceptions, Assertions, Standard Exceptions, *Creating Exceptions, Why Exceptions (Now)?, Why Exceptions at All?, Exceptions and the sys Module, Related Modules.

Modules: Modules and Files, Namespaces, Importing Modules, Importing Module Attributes, Module Built-in Functions, Packages, Other Features of Modules.

UNIT-V**[8 Lectures]**

OOPS using Python: Classes and Objects, Inheritance and Polymorphism, Abstract Classes and Interfaces.

Regular Expressions: Introduction, Special Symbols and Characters, Res and Python Multithreaded Programming: Introduction, Threads and Processes, Python, Threads, and the Global Interpreter Lock, Thread Module, Threading Module, Related Modules.

TEXT BOOKS:

1. Wesley J. Chun, Core Python Programming, Second Edition, Pearson, 2006.
2. R. Nageswara Rao Core Python Programming, Dream Tech Press, 2018.

REFERENCE BOOKS:

1. Python Programming using problem solving approach, Reema thareja, Oxford University Press, 2019.
2. Dietel and Dietel, Python How to Program, 2002.

WEB LINKS:

1. <https://nptel.ac.in/courses/106106145>
2. https://onlinecourses.nptel.ac.in/noc20_cs83/preview
3. <https://www.visualpathedu.com/home/course/core-python/1>
4. <https://www.visualpathedu.com/home/course/advanced-python/3>
5. <https://www.udemy.com/topic/python/free/>
6. <https://www.coursera.org/specializations/python>

Computer Organization and Architecture

L	T	P	C
3	0	0	3

B.Tech. III Semester

Subject Code: 22CS304PC

Prerequisites: A Course on “Digital Logic Design and Microprocessors”.

Course Objectives:

1. Introduce principles of computer organization and the basic architectural concepts.
2. Explore the basic organization, design, and programming of a simple digital computer.
3. Introduces simple register transfer language to specify various computer operations.
4. Describing memory organization and I/O systems.
5. Introduce pipelining and vector processing.

Course Outcomes: After completion of this course, the students will be able to:

1. Identity of computer organization architecture.
2. Analyze the basics of instruction sets and their functionality.
3. Evaluate arithmetical operations by using data.
4. Demonstrate the functional units of the computer.
5. Design a pipeline for consistent execution of instructions.

UNIT-I

[10 Lectures]

Digital Computers: Introduction, Block diagram of Digital Computer, Definition of Computer Organization, Computer Design and Computer Architecture.

Data Representation: Data types, Complements, Fixed Point Representation, Floating Point Representation.

Register Transfer Language and Micro operations: Register Transfer language, Register Transfer, Bus and memory transfers, Arithmetic Micro operations, logic micro operations, shift micro operations, Arithmetic logic shift unit.

UNIT-II

[8 Lectures]

Basic Computer Organization and Design: Instruction codes, Computer Registers, Computer instructions, Timing and Control, Instruction cycle, Memory Reference Instructions, Input – Output and Interrupt.

Micro programmed Control: Control memory, Address sequencing, micro program example, design of control unit.

UNIT-III

[8 Lectures]

Central Processing Unit: General Register Organization, Instruction Formats, Addressing modes, Data Transfer and Manipulation, Program Control.

Computer Arithmetic: Addition and subtraction, multiplication Algorithms, Division Algorithms, Floating – point Arithmetic operations.

UNIT-IV

[6 Lectures]

Memory Organization: Memory Hierarchy, Main Memory, Auxiliary memory, Associate Memory, Cache Memory.

Input-Output Organization: Input-Output Interface, Asynchronous data transfer, Modes of Transfer, Priority Interrupt Direct memory Access.

UNIT-V**[8 Lectures]****Reduced Instruction Set Computer:** CISC Characteristics, RISC Characteristics.**Pipeline and Vector Processing:** Parallel Processing, Pipelining, Arithmetic Pipeline, Instruction Pipeline, RISC Pipeline, Vector Processing, Array Processor.**Multi Processors:** Characteristics of Multiprocessors, Interconnection Structures, Cache Coherence.**TEXT BOOKS:**

1. M. Moris Mano, Computer System Architecture, Third Edition, Pearson/PHI, 2016.
2. William Stallings, Computer Organization and Architecture, 6th ed, Pearson/PHI, 2010.

REFERENCE BOOKS:

1. Car Hamacher, Zvonks Vranesic, SafeaZaky, Computer Organization, Vth Edition, McGraw Hill, 2002.
2. Andrew S.Tanenbaum, Structured Computer Organization, 4th Edition, PHI/Pearson, 2003.
3. B. Ram, Computer Fundamentals Architecture and Organization, 5th ed., New Age International Publications, 2000.

WEB LINKS:

1. <https://nptel.ac.in/courses/106105163>
2. https://onlinecourses.nptel.ac.in/noc20_cs64/preview
3. <https://www.udemy.com/topic/computer-architecture/>



Object Oriented Programming through Java

L	T	P	C
3	0	0	3

B. Tech. III Semester

Subject Code: 22CS305PC

Prerequisites: Basic knowledge on C Programming.

Course Objectives:

1. To introduce the object-oriented programming concepts.
2. To introduce the implementation of packages and interfaces
3. To introduce the concepts of exception handling and multithreading.
4. To introduce the concepts of collection framework.
5. To introduce the design of Graphical User Interface using applets and swing controls.

Course Outcomes: After completion of this course, the students will be able to:

1. Solve real world problems using OOP techniques.
2. Apply the packages and interfaces, streams in I/O.
3. Examine development of exceptions, multithreaded applications with synchronization.
4. Analyze the usage of collection framework.
5. Design GUI based applications using applets and swings.

UNIT-I

[10 Lectures]

Object-Oriented Thinking—Away of viewing world—Agents and Communities, messages and methods, Responsibilities, Classes and Instances, Class Hierarchies- Inheritance, Method binding, Overriding and Exceptions, Summary of Object-Oriented concepts. Java buzzwords, An Overview of Java, Data types, Variables and Arrays, operators, expressions, control statements, Introducing classes, Methods and Classes, String handling.

Inheritance— Inheritance concept, Inheritance basics, Member access, Constructors, Creating Multilevel hierarchy, super uses, using final with inheritance, Polymorphism-ad hoc polymorphism, pure polymorphism, method overriding, abstract classes, Object class, forms of inheritance specialization, specification, construction, extension, limitation, combination, benefits of inheritance, costs of inheritance.

UNIT-II

[8 Lectures]

Packages- Defining a Package, CLASSPATH, Access protection, importing packages. Interfaces- defining an interface, implementing interfaces, Nested interfaces, applying interfaces, variables in interfaces and extending interfaces.

Stream based I/O (java.io)—The Stream classes-Byte streams and Character streams, Reading console Input and Writing Console Output, File class, Reading and writing Files, Random access file operations, The Console class, Serialization, Enumerations, auto boxing, generics.

UNIT-III

[6 Lectures]

Exception handling - Fundamentals of exception handling, Exception types, Termination or resumptive models, Uncaught exceptions, using try and catch, multiple catch clauses, nested try statements, throw, throws and finally, built-in exceptions, creating own exception sub classes.

Multi threading- Differences between thread-based multitasking and process-based multi tasking, Java thread model, creating threads, thread priorities, synchronizing threads, inter thread communication.

UNIT–IV**[6 Lectures]**

The Collections Framework (java.util)- Collections overview, Collection Interfaces, The Collection classes- Array List, Linked List, Hash Set, Tree Set, Priority Queue, Array Deque. Accessing a Collection via an Iterator, Using an Iterator, The For-Each alternative, Map Interfaces and Classes, Comparators, Collection algorithms, Arrays, The Legacy Classes and Interfaces- Dictionary, Hash table, Properties, Stack, Vector More Utility classes, String Tokenizer, Bit Set, Date, Calendar, Random, Formatter, Scanner

UNIT–V**[10 Lectures]**

GUI Programming with Swing – Introduction, limitations of AWT, MVC architecture, components, containers. Understanding Layout Managers, Flow Layout, Border Layout, Grid Layout, Card Layout, Grid Bag Layout.

Event Handling- The Delegation event model- Events, Event sources, Event Listeners, Event classes, Handling mouse and keyboard events, Adapter classes, Inner classes, Anonymous Inner classes.

A Simple Swing Application, Applets – Applets and HTML, Security Issues, Applets and Applications, passing parameters to applets. Creating a Swing Applet, Painting in Swing, A Paint example, Exploring Swing Controls – JLabel and Image Icon, JTextField.

The Swing Buttons- JButton, JToggleButton, JCheckBox, JRadioButton, JTabbedPane, JScrollPane, JList, JComboBox, Swing Menus, Dialogs.

TEXT BOOKS:

1. Herbert Schildt, Java The complete reference, 9th edition, McGraw Hill Education (India) Pvt. Ltd, 2014.
2. T. Budd, Understanding Object-Oriented Programming with Java, updated edition, Pearson Education, 2000.

REFERENCE BOOKS:

1. J. Nino and F.A. Hosch, An Introduction to programming and OO design using Java, John Wiley & sons, 2007.
2. Y. Daniel Liang, Introduction to Java programming, Pearson Education, 1998.
3. P. Radha Krishna, Object Oriented Programming through Java, University Press, 2007.
4. S. Malhotra, S. Chudhary, Programming in Java, 2nd edition, Oxford University Press, 2018.
5. R. A. Johnson, An Introduction to Java Programming and Object-oriented Application Development, Cengage Learning, 2012.

WEB LINKS:

1. <https://nptel.ac.in/courses/106105191>
2. <https://www.visualpathedu.com/home/course/core-java-training/175>
3. <https://www.visualpathedu.com/home/course/advanced-java-training/176>
4. <https://www.coursera.org/specializations/object-oriented-programming>
5. <https://www.upgrad.com/blog/java-free-online-course/>
6. <https://www.edx.org/course/java-programming-fundamentals>
7. https://education.oracle.com/java/java/pFamily_48

Python Lab

B. Tech. III Semester

L	T	P	C
0	0	3	1.5

Subject Code: 22CS306PC

Prerequisites: Basic knowledge on C Programming and students should install Python

Co-requisite: A Course on “Programming with Python”.

Course Objectives:

1. To learn basic data types, operators, use of procedural statements like assignments, conditional statements, loops and function calls.
2. To make use of functions and string operations.
3. To work with the data structures like lists, set, dictionaries and tuples in python.
4. To acquire knowledge on object-oriented programming concepts in python.
5. To implement file handling and error handling mechanisms.

Course Outcomes: After completion of this course, the students will be able to:

1. Practice the basic concepts of python programming.
2. Apply functions to design modular programming and perform string operations.
3. Analyze various data structures like lists, set, dictionaries and tuples in python.
4. Implement object-oriented programming concepts using python.
5. Build applications using file handling and error handling techniques.

List of Programs:

1. Write a program to demonstrate different number data types in Python.
2. Write a program to perform different Arithmetic Operations on numbers in Python.
3. Write a program to create, concatenate and print a string and accessing sub-string from a given string.
4. Write a python script to print the current date in the following format “Sun May 29 02:26:23 IST2017”
5. Write a program to create, append, and remove lists in python.
6. Write a program to demonstrate working with tuples in python.
7. Write a program to demonstrate working with dictionaries in python.
8. Write a python program to find largest of three numbers.
9. Write a Python program to convert temperatures to and from Celsius, Fahrenheit.
[Formula: $c/5 = f-32/9$]
10. Write a Python program to construct the following pattern, using a nested for loop
11. Write a Python script that prints prime numbers less than 20.
12. Write a python program to find factorial of a number using Recursion.
13. Write a program that accepts the lengths of three sides of a triangle as inputs. The program output should indicate whether or not the triangle is a right triangle (Recall from the Pythagorean Theorem that in a right triangle, the square of one side equals the sum of the squares of the other two sides).
14. Write a python program to define a module to find Fibonacci Numbers and import the module to another program.
15. Write a python program to define a module and import a specific function in that module to another program.
16. Write a script named **copyfile.py**. This script should prompt the user for the names of two text files. The contents of the first file should be input and written to the second file.

17. Write a program that inputs a text file. The program should print all of the unique words in the file in alphabetical order.
18. Write a Python class to convert an integer to a roman numeral.
19. Write a Python class to implement pow (x,n)
20. Write a Python class to reverse a string word by word.

TEXT BOOKS:

1. Wesley J. Chun, Core Python Programming, Second Edition, Pearson, 2006.
2. R. Nageswara Rao Core Python Programming, Dream Tech Press, 2018.

REFERENCE BOOKS:

1. Python Programming using problem solving approach, Reema thareja, Oxford University Press, 2019.
2. Dietel and Dietel, Python How to Program, 2002.

WEB LINKS:

1. <https://nptel.ac.in/courses/106106145>
2. https://onlinecourses.nptel.ac.in/noc20_cs83/preview
3. <https://www.visualpathedu.com/home/course/core-python/1>
4. <https://www.visualpathedu.com/home/course/advanced-python/3>
5. <https://www.udemy.com/topic/python/free/>
6. <https://www.coursera.org/specializations/python>



Object Oriented Programming through Java Lab

L	T	P	C
0	0	3	1.5

B. Tech. III Semester

Subject Code: 22CS307PC

Prerequisites: Basic knowledge on C Programming.

Co-requisite: A Course on “OOPS Through Java”.

Course Objectives:

1. To impart hands on experience with java programming.
2. To understand Object Oriented Concepts in Java.
3. To learn exception handling in Java.
4. To understand multithreading makes java robust.
5. To write GUI programs using swing controls in Java.

Course Outcomes: After completion of this course, the students will be able to:

1. Write programs for solving real-world problems using java collection framework.
2. Develop the standalone applications for Multi-Threaded and Exception Handling.
3. Apply OOP in Java Programming in problem solving.
4. Design Java applets and applications.
5. Able to write GUI programs using swing controls in Java.

Note:

1. Use LINUX and MySQL for the Lab Experiments. Though not mandatory, encourage the use of Eclipse platform.
2. The list suggests the minimum program set. Hence, the concerned staff is requested to add more problems to the list as needed.

LIST OF EXPERIMENTS:

1. Use Eclipse or Net bean platform and acquaint with the various menus. Create a test project, add a test class, and run it. See how you can use auto suggestions, auto fill. Try code formatter and code refactoring like renaming variables, methods, and classes. Try debug step by step with a small program of about 10 to 15 lines which contains at least one if else condition and a for loop.
2. Write a Java program to create an abstract class named Shape that contains two integers and an empty method named print Area (). Provide three classes named Rectangle, Triangle, and Circle such that each one of the classes extends the class Shape. Each one of the classes contains only the method print Area () that prints the area of the given shape.
3. Write a Java program that implements Bubble sort algorithm for sorting in descending order and also shows the number of interchanges occurred for the given set of integers.
4. Write a Java program that implements Quick sort algorithm for sorting a list of names in ascending order
5. Write a Java program for the following: Create a doubly linked list of elements. Delete a given element from the above list. Display the contents of the list after deletion.
6. Write a Java program to list all the files in a directory including the files present in all its subdirectories.

7. Write a Java program that creates a user interface to perform integer divisions. The user enters two numbers in the text fields, Num1 and Num2. The division of Num1 and Num 2 is displayed in the Result field when the Divide button is clicked. If Num1 or Num2 were not an integer, the program would throw a Number Format Exception. If Num2 were Zero, the program would throw an Arithmetic Exception. Display the exception in a message dialog box.
8. Write a Java program that implements a multi-thread application that has three threads. First thread generates random integer every 1 second and if the value is even, second thread computes the square of the number and prints. If the value is odd, the third thread will print the value of cube of the number.
9. Write a Java program that correctly implements the producer – consumer problem using the concept of inter thread communication.
10. a) Develop an applet in Java that displays a simple message.
b) Develop an applet in Java that receives an integer in one text field, and computes its factorial Value and returns it in another text field, when the button named “Compute” is clicked.
11. Write a Java program that works as a simple calculator. Use a grid layout to arrange buttons for the digits and for the +, -,*, % operations. Add a text field to display the result. Handle any possible exceptions like divided by zero.
12. Write a Java program that simulates a traffic light. The program lets the users elect one of three lights: red, yellow, or green with radio buttons. On selecting a button, an appropriate message with “Stop” or “Ready” or “Go” should appear above the buttons in selected color. Initially, there is no message shown.
13. Write a Java program that handles all mouse events and shows the event name at the center of the window when a mouse event is fired (Use Adapter classes).
14. Write a Java program that loads names and phone numbers from a text file where the data is organized as one line per record and each field in are cord are separated by at ab(\t). It takes a name or phone number as input and prints the corresponding other value from the hash table (hint: use hash tables).
15. Suppose that a table named Table.txt is stored in a text file. The first line in the file is the header, and the remaining lines correspond to rows in the table. The elements are separated by commas. Write a java program to display the table using Labels in Grid Layout.

TEXT BOOKS:

1. Herbert Schildt, Java The complete reference, 9th edition, McGraw Hill Education (India) Pvt. Ltd, 2014.
2. T. Budd, Understanding Object-Oriented Programming with Java, updated edition, Pearson Education, 2000.

REFERENCE BOOKS:

1. J. Nino and F.A. Hosch, An Introduction to programming and OO design using Java, John Wiley & sons, 2007.
2. Y. Daniel Liang, Introduction to Java programming, Pearson Education, 1998.
3. S. Malhotra, S. Chudhary, Programming in Java, 2nd edition, Oxford University Press, 2018.
4. R. A. Johnson, An Introduction to Java Programming and Object-oriented Application Development, Cengage Learning, 2012.

WEB LINKS:

1. <https://nptel.ac.in/courses/106105191>
2. <https://www.visualpathedu.com/home/course/core-java-training/175>
3. <https://www.visualpathedu.com/home/course/advanced-java-training/176>
4. <https://www.coursera.org/specializations/object-oriented-programming>
5. <https://www.upgrad.com/blog/java-free-online-course/>
6. <https://www.edx.org/course/java-programming-fundamentals>
7. https://education.oracle.com/java/java/pFamily_48



NODE JS/ REACT JS/ DJANGO

B. Tech. III Semester

L T P C

0 0 2 1

Subject Code: 22CS308PC

Prerequisites: Object Oriented Programming through Java, HTML Basics

Course Objectives:

1. To implement the static web pages using HTML and do client-side validation using JavaScript.
2. To design and work with databases using Java
3. To develop an end-to-end application using java full stack.
4. To introduce Node JS implementation for server-side programming.
5. To experiment with single page application development using React.

Course Outcomes: After completion of this course, student will be able to:

1. Build a custom website with HTML, CSS, and Bootstrap and little JavaScript.
2. Demonstrate Advanced features of JavaScript and learn about JDBC
3. Develop Server – side implementation using Java technologies like
4. Develop the server – side implementation using Node JS.
5. Design a Single Page Application using React.

Exercises:

1. Build a responsive web application for shopping cart with registration, login, catalog and cart pages using CSS3 features, flex and grid.
2. Make the above web application responsive web application using Bootstrap framework.
3. Use JavaScript for doing client – side validation of the pages implemented in experiment 1 and experiment 2.
4. Explore the features of ES6 like arrow functions, callbacks, promises, async/await. Implement an application for reading the weather information from openweathermap.org and display the information in the form of a graph on the web page.
5. Develop a java stand-alone application that connects with the database (Oracle / mySql) and perform the CRUD operation on the database tables.
6. Create an xml for the bookstore. Validate the same using both DTD and XSD.
7. Design a controller with servlet that provides the interaction with application developed in experiment 1 and the database created in experiment 5.
8. Maintaining the transactional history of any user is very important. Explore the various session tracking mechanism (Cookies, HTTP Session)
9. Create a custom server using http module and explore the other modules of Node JS like OS, path, event.
10. Develop an express web application that can interact with REST API to perform CRUD operations on student data. (Use Postman)
11. For the above application create authorized end points using JWT (JSON Web Token).
12. Create a react application for the student management system having registration, login, contact, about pages and implement routing to navigate through these pages.
13. Create a service in react that fetches the weather information from openweathermap.org and display the current and historical weather information using graphical representation using chart.js
14. Create a TODO application in react with necessary components and deploy it into github.

REFERENCEBOOKS:

1. Jon Duckett, Beginning HTML, XHTML, CSS, and JavaScript, Wrox Publications, 2010
2. Bryan Basham, Kathy Sierra and Bert Bates, Head First Servlets and JSP, O'Reilly Media, 2nd Edition, 2008.
3. Vasanth Subramanian, Pro MERN Stack, Full Stack Web App Development with MongoDB, Express, React, and Node, 2nd Edition, Apress.



Gender Sensitization Lab

L	T	P	C
0	0	2	0

B.Tech. III Semester

Subject Code: 22EN309MC

Course Objectives:

1. To develop students' sensibility with regard to issues of gender in contemporary India.
2. To introduce students to information about some key biological aspects of genders.
3. To expose the students to debates on the politics and economics of work.
4. To help students reflect critically on gender violence.
5. To expose students to more egalitarian interactions between men and women

Course outcomes: After completion of this course the student will be able to :

1. Students will have developed a better understanding of important issues related to gender in contemporary India.
2. Students will attain a finer grasp of how gender discrimination works in our society and how to counter it.
3. Students will acquire insight into the gendered division of labour and its relation to politics and economics.
4. Men and women students and professionals will be better equipped to work and live together as equals.
5. Students will develop a sense of appreciation of women in all walks of life.

UNIT-I: UNDERSTANDING GENDER **[4 Lectures]**

Introduction: Definition of Gender-Basic Gender Concepts and Terminology-Exploring Attitudes towards Gender-Construction of Gender-Socialization: Making Women, Making Men - Preparing for Womanhood. Growing up Male. First lessons in Caste.

UNIT-II: GENDER ROLES AND RELATIONS **[4 Lectures]**

Two or Many? -Struggles with Discrimination-Gender Roles and Relations-Types of Gender Roles Gender Roles and Relationships Matrix-Missing Women-Sex Selection and Its Consequences Declining Sex Ratio. Demographic Consequences-Gender Spectrum: Beyond the Binary

UNIT-III: GENDER AND LABOUR **[4 Lectures]**

Division and Valuation of Labour-Housework: The Invisible Labor- "My Mother doesn't Work." "Share the Load."-Work: Its Politics and Economics -Fact and Fiction. Unrecognized and Unaccounted work. -Gender Development Issues-Gender, Governance and Sustainable Development-Gender and Human Rights-Gender and Mainstreaming.

UNIT – IV: GENDER - BASED VIOLENCE **[4 Lectures]**

The Concept of Violence- Types of Gender-based Violence-Gender-based Violence from a Human Rights Perspective-Sexual Harassment: Say No! -Sexual Harassment, not Eve-teasing- Coping with Everyday Harassment- Further Reading: "Chupulu". Domestic Violence: Speaking Out Is Home a Safe Place? -When Women Unite [Film]. Rebuilding Lives. Thinking about Sexual Violence Blaming the Victim-"I Fought for my Life...."

UNIT-V: GENDER AND CULTURE **[4 Lectures]**

Gender and Film-Gender and Electronic Media-Gender and Advertisement-Gender and Popular Literature- Gender Development Issues-Gender Issues-Gender Sensitive Language-Gender and Popular Literature - Just Relationships: Being Together as Equals Mary Kom and

Onler. Love and Acid just do not Mix. Love Letters. Mothers and Fathers. Rosa Parks The Brave Heart

TEXT BOOKS:

Writers: A.Suneetha, Uma Bhrugubanda, Duggirala Vasanta, Rama Melkote, Vasudha Nagaraj, Asma Rasheed, Gogu Shyamala, Deepa Sreenivas and Susie Tharu
Published by: Telugu Academy, Telangana Government
Year: 2015

REFERENCE BOOKS:

1. Dr Rajpal Singh, Dr Anupama Sihag, Gender Sensitization: Issues and Challenges, Raj Publications 2019.

WEB LINKS:

1. http://ncw.nic.in/sites/default/files/Booklet-%20Gender%20Sensitization_0.pdf
2. http://gmmrcg.in/Content/284_464_7.1.1%20weblink%20annual%20gender%20sensitization%20action%20plan.pdf



Discrete Mathematics

B. Tech. IV Semester

L T P C
3 0 0 3

Subject Code: 22CS401PC

Prerequisites: An understanding of Mathematics in general is sufficient.

Course Objectives

1. To understand and construct precise mathematical proofs.
2. To use logic and set theory to formulate precise statements.
3. To analyze and solve counting problems on finite and discrete structures.
4. To describe methods of counting and able to solve recurrence relations.
5. To apply graph theory in solving computing problems.

Course Outcomes: After completion of this course, the students will be able to:

1. Construct precise mathematical proofs.
2. Use logic and set theory to formulate precise statements.
3. Analyze and solve counting problems on finite and discrete structures.
4. Solve counting problems and recurrence relations.
5. Apply graph theory in solving computing problems.

UNIT – I

[10 Lectures]

Mathematical logic: Introduction, Statements and Notation, Connectives, Normal Forms, Theory of Inference for the Statement Calculus, The Predicate Calculus, Inference Theory of the Predicate Calculus.

UNIT – II

[6 Lectures]

Set theory: Introduction, Basic Concepts of Set Theory, Representation of Discrete Structures, Relations and Ordering, Functions.

UNIT – III

[6 Lectures]

Algebraic Structures: Introduction, Algebraic Systems, Semi groups and Monoids, Lattices as Partially Ordered Sets, Boolean Algebra.

UNIT – IV

[8 Lectures]

Elementary Combinatorics: Basics of Counting, Combinations and Permutations, Enumeration of Combinations and Permutations, Enumerating Combinations and Permutations with Repetitions, Enumerating Permutation with Constrained Repetitions, Binomial Coefficient, The Binomial and Multinomial Theorems, The Principle of Exclusion.

UNIT – V

[8 Lectures]

Graph Theory: Basic Concepts, Isomorphism and Subgraphs, Trees and their Properties, Spanning Trees, Directed Trees, Binary Trees, Planar Graphs, Euler's Formula, Multi-graphs and Euler Circuits, Hamiltonian Graphs, Chromatic Numbers, The Four-Color Problem.

TEXT BOOKS:

1. Kenneth H Rosen, Discrete Mathematics and its Applications with Combinatorics and Graph Theory, 7th Edition, TMH, 2008.

REFERENCE BOOKS:

1. J.P. Tremblay and, R. Manohar, Discrete Mathematical Structures with Applications to Computer Science- TMH, 1987.
2. Joe L. Mott, Abraham Kandel, Teodore P. Baker, Discrete Mathematics for Computer Scientists & Mathematicians, 2nd ed, Pearson Education, 1983.
3. Richard Johnsonbaugh, Discrete Mathematics, 7Th Edn., Pearson Education, 2009.
4. Edgar G. Goodaire, Michael M. Parmenter, Discrete Mathematics with Graph Theory, 1998.
5. Ralph.P. Grimald, Discrete and Combinatorial Mathematics-an applied introduction, 5th edition, Pearson Education, 1985.

WEB LINKS:

1. <https://nptel.ac.in/courses/106106183>
2. https://onlinecourses.nptel.ac.in/noc22_cs123/preview
3. <https://www.coursera.org/specializations/discrete-mathematics>
4. <https://www.udemy.com/course/discrete-math/>
5. <https://www.udemy.com/course/discrete-mathematicsstructures-basics/>



Database Management Systems

B. Tech IV Semester

L	T	P	C
3	0	0	3

Subject Code: 22CS402PC

Prerequisites: Familiarity with data structures, elementary set theory, relations and functions.

Course Objectives:

1. Understand the basic concepts and the applications of database systems.
2. Introducing relational databases.
3. Basics of SQL and construct queries using SQL.
4. Topics include transaction control and concurrency control.
5. Understand storage structures and access techniques.

Course Outcomes: After completion of this course, the students will be able to:

1. Analyze the logical design concepts of the database.
2. Design the physical model of a database and its operations.
3. Apply the knowledge of SQL to construct the queries for efficient data access and manipulation.
4. Implement transaction processing and concurrency control.
5. Examine different indexing mechanisms and database storage access.

UNIT-I

[10 Lectures]

Database System Applications: A Historical Perspective, File Systems versus a DBMS, the Data Model, Levels of Abstraction in a DBMS, Data Independence, Structure of a DBMS
Introduction to Database Design: Database Design and ER Diagrams, Entities, Attributes, and Entity Sets, Relationships and Relationship Sets, Additional Features of the ER Model, Conceptual Design With the ER Model

UNIT-II

[6 Lectures]

Introduction to the Relational Model: Integrity constraint over relations, enforcing integrity constraints, querying relational data, logical data base design, introduction to views, destroying/altering tables and views. Relational Algebra, Tuple relational Calculus, Domain relational calculus.

UNIT-III

[8 Lectures]

SQL: QUERIES, CONSTRAINTS, TRIGGERS: form of basic SQL query, UNION, INTERSECT, and EXCEPT, Nested Queries, aggregation operators, NULL values, complex integrity constraints in SQL, triggers and active data bases.

Schema Refinement: Problems caused by redundancy, decompositions, problems related to decomposition, reasoning about functional dependencies, FIRST, SECOND, THIRD normal forms, BCNF, lossless join decomposition, multi-valued dependencies, FOURTH normal form, FIFTH normal form.

UNIT-IV

[8 Lectures]

Transaction Concept, Transaction State, Implementation of Atomicity and Durability, Concurrent Executions, Serializability, Recoverability, Implementation of Isolation, Testing for serializability, Lock Based Protocols, Timestamp Based Protocols, Validation-Based Protocols, Multiple Granularity, Recovery and Atomicity, Log-Based Recovery, Recovery with Concurrent Transactions.

UNIT-V**[8 Lectures]**

Data on External Storage, File Organization and Indexing, Cluster Indexes, Primary and Secondary Indexes, Index data Structures, Hash Based Indexing, Tree base Indexing, Comparison of File Organizations, Indexes and Performance Tuning, Intuitions for tree Indexes, Indexed Sequential Access Methods (ISAM), B+Trees: A Dynamic Index Structure.

TEXT BOOKS:

1. Raghurama Krishnan, Johannes Gehrke, Database Management Systems, Tata Mc GrawHill 3rd Edition, 2002.
2. Silberschatz, Korth, Database System Concepts, McGrawhill, V edition, 1980.

REFERENCE BOOKS:

1. Peter Rob & Carlos Corone, Database Systems design, Implementation, and Management, 17th Edition, 1993.
2. Elmasri Navrate, Fundamentals of Database Systems, Pearson Education, 2011.
3. C.J. Date, An Introduction to Database Systems, Pearson Education, 2004.
4. S. Shah and V. Shah, Oracle for Professionals, The XTeam, SPD, 2008.
5. Shah, Database Systems Using Oracle: A Simplified guide to SQL and PL/SQL, PHI, 2004.
6. M. L. Gillenson, Fundamentals of Database Management Systems, Wiley Student Edition, 2011.

WEB LINKS:

1. <https://nptel.ac.in/courses/106105175>
2. https://onlinecourses.nptel.ac.in/noc21_cs04/preview
3. https://onlinecourses.nptel.ac.in/noc22_cs91/preview
4. <https://www.visualpathedu.com/home/course/oracle-database-development/113>
5. <https://www.mygreatlearning.com/database-management-system/free-courses>
6. <https://www.coursera.org/learn/database-management>
7. <https://www.coursera.org/learn/sql-practical-introduction-for-querying-databases>

TECHNICAL CAMPUS

EXPLORE TO INVENT

Operating Systems

B.Tech. IV Semester

L	T	P	C
3	0	0	3

Subject Code: 22CS403PC

Prerequisites:

1. A course on “Computer Programming and Data Structures”.
2. A course on “Computer Organization”.
3. A course on “Linux Programming”.

Course Objectives:

1. Introduce the OS concepts and their services.
2. Describe the process and its scheduling algorithms.
3. Understand the deadlock, process communication and management systems.
4. Design the memory management systems.
5. Understand the file system and its operations.

Course Outcomes: After completion of this course, the students will be able to:

1. Demonstrate the basic concepts of Operating Systems.
2. Implement various process scheduling algorithms.
3. Examine various deadlock techniques and process management concepts.
4. Apply memory management strategies and page replacement algorithms.
5. Analyze file management and disk management aspects of operating systems.

UNIT – I

[10 Lectures]

Operating System - Introduction, Structures - Simple Batch, Multiprogrammed, Time- shared, Personal Computer, Parallel, Distributed Systems, Real-Time Systems, System components, Operating System services, System Calls
Process - Process concepts and scheduling, Operations on processes, Cooperating Processes, Threads

UNIT – II

[10 Lectures]

CPU Scheduling - Scheduling Criteria, Scheduling Algorithms, Multiple -Processor Scheduling. System call interface for process management-fork, exit, wait, waitpid, exec **Deadlocks** - System Model, Deadlocks Characterization, Methods for Handling Deadlocks, Deadlock Prevention, Deadlock Avoidance, Deadlock Detection, and Recovery from Deadlock

UNIT – III

[8 Lectures]

Process Management and Synchronization - The Critical Section Problem, Synchronization Hardware, Semaphores, and Classical Problems of Synchronization, Critical Regions, Monitors
Interprocess Communication Mechanisms: IPC between processes on a single computer system, IPC between processes on different systems, using pipes, FIFOs, message queues, shared memory.

UNIT – IV

[6 Lectures]

Memory Management and Virtual Memory - Logical versus Physical Address Space, Swapping, Contiguous Allocation, Paging, Segmentation, Segmentation with Paging, Demand Paging, Page Replacement, Page Replacement Algorithms.

UNIT – V**[6 Lectures]**

File System Interface and Operations -Access methods, Directory Structure, Protection, File System Structure, Allocation methods, Free-space Management. Usage of open, create, read, write, close, lseek, stat, ioctl system calls.

TEXT BOOKS:

1. Abraham Silberchatz, Peter B. Galvin, Greg Gagne, Operating System Principles, 7th Edition, John Wiley, 2006.
2. W. R. Stevens, Advanced programming in the UNIX environment, Pearson education, 1992.

REFERENCE BOOKS:

1. Stallings, Operating Systems – Internals and Design Principles, Fifth Edition, Pearson Education/PHI, 2005.
2. Crowley, Operating System A Design-oriented Approach, TMH, 1996.
3. Andrew S. Tanenbaum, Modern Operating Systems, 2nd edition, Pearson/PHI, 1992.
4. Kernighan and Pike, UNIX programming environment, PHI/Pearson Education, 1983.
5. U. Vahalia, UNIX Internals -The New Frontiers, Pearson Education, 1995.

WEB LINKS:

1. <https://nptel.ac.in/courses/106105214>
2. https://onlinecourses.nptel.ac.in/noc21_cs88/preview
3. <https://www.coursera.org/specializations/codio-introduction-operating-systems>
4. <https://www.coursera.org/learn/os-power-user>
5. <https://www.codecademy.com/learn/fundamentals-of-operating-systems>
6. <https://www.nesoacademy.org/cs/03-operating-system>



CMR
TECHNICAL CAMPUS

EXPLORE TO INVENT

Web Technologies

B.Tech. IV Semester

L T P C
3 0 0 3

Subject Code: 22CS404PC

Prerequisites:

1. A course on “Java Programming”
2. A course on “Data Base Management System”

Course Objectives:

1. To introduce PHP language for server-side scripting
2. To introduce XML and processing of XML Data with Java
3. To introduce Server-side programming with Java Servlets
4. To introduce Server-side programming with JSP
5. To introduce Client-side scripting with JavaScript.

Course Outcomes: After completion of this course, the students will be able to:

1. Apply server-side scripting with PHP language.
2. Develop interactive Web pages with improved GUI and parsing XML Data with Java.
3. Implement Server-side programming with Java Servlets and apply JDBC techniques to access different databases.
4. Design JSP pages using Cookies and Session tracking.
5. Interpret client-side scripting, validation of forms.

UNIT-I

[10 Lectures]

Introduction to PHP: Declaring variables, data types, arrays, strings, operators, expressions, control structures, functions, Reading data from web form controls like text boxes, radio buttons, lists etc., Handling File Uploads. Connecting to database (MySQL as reference), executing simple queries, handling results, Handling sessions and cookies

File Handling in PHP: File operations like opening, closing, reading, writing, appending, deleting etc. on text and binary files, listing directories.

UNIT-II

[8 Lectures]

HTML Common tags- List, Tables, images, forms, Frames; Cascading Style sheets;

XML: Introduction to XML, Defining XML tags, their attributes and values, Document Type Definition, XML Schemes, Document Object Model, XHTML Parsing XML Data – DOM and SAX Parsers in java.

UNIT – III

[8 Lectures]

Introduction to Servlets: Common Gateway Interface (CGI), Life cycle of a Servlet, deploying a servlet, The Servlet API, Reading Servlet parameters, Reading Initialization parameters, Handling Http Request & Responses, Using Cookies and Sessions, connecting to a database using JDBC.

UNIT – IV

[8 Lectures]

Introduction to JSP: The Anatomy of a JSP Page, JSP Processing, Declarations, Directives, Expressions, Code Snippets, implicit objects, Using Beans in JSP Pages, Using Cookies and session for session tracking, connecting to database in JSP.

UNIT – V**[6 Lectures]**

Client-side Scripting: Introduction to Javascript, Javascript language – declaring variables, scope of variables, functions. event handlers (onclick, onsubmit etc.), Document Object Model, Form validation.

TEXT BOOKS:

1. Uttam K Roy, Web Technologies, Oxford University Press, 2010.
2. Steven Holzner, The Complete Reference PHP, Tata McGraw-Hill, 2007.

REFERENCE BOOKS:

1. Chris Bates, Web Programming, building internet applications, 2 edition, Wiley Dreamtech, 2002.
2. Hans Bergsten, Java Server Pages, SPD O'Reilly, 2003.
3. D.Flanagan, Java Script, O'ReillyMedia, Inc., 2011.
4. Jon Duckett WROX, Beginning Web Programming with HTML, XHTML, and CSS, 2004.

WEBLINKS:

1. <https://www.visualpathedu.com/home/course/ui-development/9>
2. <https://www.visualpathedu.com/home/course/javascript-training/10>
3. <https://www.visualpathedu.com/home/course/ui-ux-design-training/199>
4. <https://www.coursera.org/learn/django-database-web-apps>
5. <https://extension.harvard.edu/academics/programs/web-technologies-certificate/#outcomes>
6. <https://www.coursera.org/learn/html-css-javascript-for-web-developers>
7. <https://www.coursera.org/specializations/web-design>
8. <https://www.coursera.org/learn/web-development>
9. <https://www.udemy.com/course/web-developer-course-on-creating-a-business-website/>

TECHNICAL CAMPUS

EXPLORE TO INVENT

Software Engineering

B. Tech. IV Semester

L T P C
3 0 0 3

Subject Code: 22CS405PC

Prerequisites: Familiarity with at least one computer programming language.

Course Objectives

1. Understanding the end-use requirements.
2. Build system models based on the requirements.
3. Design architectural process.
4. Strategic approach for testing methodologies.
5. Understanding software quality management.

Course Outcomes: After completion of this course, the students will be able to:

1. Make use of the software development life cycle principles and process models.
2. Construct the software requirements specifications with relevant use-cases.
3. Analyze the project management strategies and various components to build the architecture using suitable design strategies.
4. Estimate the best coding standards and testing strategies to develop high quality software products.
5. Design metrics for process and products with the help of risk and quality management.

UNIT – I

[10 Lectures]

Introduction to Software Engineering: The evolving role of software, changing nature of software, software myths.

A Generic view of process: Software engineering- a layered technology, a process framework, the capability maturity model integration (CMMI), process patterns, process assessment, personal and team process models.

Process models: The waterfall model, incremental process models, evolutionary process models, the unified process.

UNIT – II

[8 Lectures]

Software Requirements: Functional and non-functional requirements, user requirements, system requirements, interface specification, the software requirements document.

Requirements engineering process: Feasibility studies, requirements elicitation and analysis, requirements validation, requirements management.

System models: Context models, behavioral models, data models, object models, structured methods.

UNIT – III

[6 Lectures]

Design Engineering: Design process and design quality, design concepts, the design model.

Creating an architectural design: software architecture, data design, architectural styles and patterns, architectural design, conceptual model of UML, basic structural modeling, class diagrams, sequence diagrams, collaboration diagrams, use case diagrams, component diagrams.

UNIT – IV**[8 Lectures]**

Testing Strategies: A strategic approach to software testing, test strategies for conventional software, black-box and white-box testing, validation testing, system testing, the art of debugging. **Product metrics:** Software quality, metrics for analysis model, metrics for design model, metrics for source code, metrics for testing, metrics for maintenance.

UNIT – V**[8 Lectures]**

Metrics for Process and Products: Software measurement, metrics for software quality.

Risk management: Reactive Vs proactive risk strategies, software risks, risk identification, risk projection, risk refinement, RMMM, RMMM plan.

Quality Management: Quality concepts, software quality assurance, software reviews, formal technical reviews, statistical software quality assurance, software reliability, the ISO 9000 quality standards.

TEXT BOOKS:

1. Roger S. Pressman, Software Engineering, A practitioner's Approach, 6th edition, Mc Graw Hill International Edition, 2015.
2. Sommerville, Software Engineering, 7th edition, Pearson Education, 2004.
3. GradyBooch, James Rumbaugh, Ivar Jacobson, The unified modeling language user guide, Pearson Education, 1999.

REFERENCE BOOKS:

1. James F. Peters, Witold Pedrycz, Software Engineering: an Engineering approach, John Wiley, 2000.
2. Waman S Jawadekar, Software Engineering principles and practice, The Mc Graw-Hill Companies, 2004.
3. Meiler page-Jones, Fundamentals of object-oriented design using UML, Pearson Education, 2000.

WEB LINKS:

1. <https://nptel.ac.in/courses/106105182>
2. <https://www.coursera.org/learn/introduction-to-software-engineering>
3. <https://www.coursera.org/specializations/software-engineering>
4. <https://www.edx.org/course/software-engineering-introduction>

Database Management Systems Lab

B.Tech. IV Semester

L	T	P	C
0	0	2	1

Subject Code: 22CS406PC

Prerequisites:

1. Familiarity with data structures, elementary set theory, relations and functions.
2. Students should install MySql.

Co-requisites: Course on “Database Management Systems”.

Course Objectives:

1. To Introduce ER data model, database design and normalization.
2. To Learn SQL basics for data definition and data manipulation.
3. To introduce various procedures in SQL.
4. To practice different triggers in SQL.
5. To introduce cursors in SQL.

Course Outcomes: After completion of this course, the students will be able to:

1. Demonstrate the database design using ER Diagrams.
2. Develop SQL Queries to manipulate the data in the database.
3. Apply Procedural Language constructs to execute a block of SQL statements.
4. Design various triggers for different data using SQL.
5. Implement cursors using SQL.

LIST OF EXPERIMENTS:

1. Concept design with E-R Model
2. Relational Model
3. Normalization
4. Practicing DDL commands
5. Practicing DML commands
6. Querying (using ANY, ALL, IN, Exists, NOT EXISTS, UNION, INTERSECT, Constraints etc.)
7. Queries using Aggregate functions, GROUPBY, HAVING and Creation and dropping of Views.
8. Procedures.
9. Triggers (Creation of insert trigger, delete trigger, update trigger).
10. Usage of Cursors.

TEXT BOOKS:

1. Raghurama Krishnan, Johannes Gehrke, Database Management Systems, Tata Mc GrawHill 3rd Edition, 2002.
2. Silberschatz, Korth, Database System Concepts, McGrawhill, V edition, 1980.

REFERENCE BOOKS:

1. Peter Rob & Carlos Corone, Database Systems design, Implementation, and Management, 17th Edition, 1993.
2. Elmasri Navrate, Fundamentals of Database Systems, Pearson Education, 2011.
3. C.J. Date, An Introduction to Database Systems, Pearson Education, 2004.

4. S. Shah and V. Shah, Oracle for Professionals, The XTeam, SPD, 2008.
5. Shah, Database Systems Using Oracle: A Simplified guide to SQL and PL/SQL, PHI, 2004.
6. M.L. Gillenson, Fundamentals of Database Management Systems, Wiley Student Edition, 2011.

WEB LINKS:

1. <https://nptel.ac.in/courses/106105175>
2. https://onlinecourses.nptel.ac.in/noc21_cs04/preview
3. https://onlinecourses.nptel.ac.in/noc22_cs91/preview
4. <https://www.visualpathedu.com/home/course/oracle-database-development/113>
5. <https://www.mygreatlearning.com/database-management-system/free-courses>
6. <https://www.coursera.org/learn/database-management>
7. <https://www.coursera.org/learn/sql-practical-introduction-for-querying-databases>



Web Technologies Lab

L	T	P	C
0	0	2	1

B. Tech. IV Semester

Subject Code: 22CS407PC

Prerequisites:

1. A course on “Java Programming”
2. A course on “Data Base Management System”

Co-requisite: A Course on “Web Technologies”.

Course Objectives:

1. To introduce PHP language for server-side scripting.
2. To introduce XML and processing of XML Data with Java.
3. To introduce Server-side programming with Java Servlets and JSP
4. To introduce Client-side scripting with Javascript.
5. To introduce database connectivity.

Course Outcomes: After completion of this course, the students will be able to:

1. Analyze and apply server-side scripting with PHP languages for developing web applications.
2. Create XML document and parsing XML Data with Java.
3. Design dynamic web applications using server-side scripting programs.
4. Implement client-side scripting, validation of forms.
5. Apply database connectivity for different data sources.

Experiments

1. Write a PHP script to print prime numbers between 1-50.
2. PHP script to
 - a. Find the length of a string.
 - b. Count no of words in a string.
 - c. Reverse a string.
 - d. Search for a specific string.
3. Write a PHP script to merge two arrays and sort them as numbers, in descending order.
4. Write a PHP script that reads data from one file and write into another file.
5. Develop static pages (using Only HTML) of an online book store. The pages should resemble: www.amazon.com. The website should consist of the following pages.
 - a) Home page
 - b) Registration and user Login
 - c) User Profile Page
 - d) Books catalog
 - e) Shopping Cart
 - f) Payment By credit card
 - g) Order Confirmation

6. Validate the Registration, user login, user profile and payment by credit card pages using JavaScript.
7. Create and save an XML document on the server, which contains 10 users information. Write a program, which takes User Id as an input and returns the user details by taking the user information from the XML document.
8. Install TOMCAT web server. Convert the static web pages of experiment 5 into dynamic web pages using servlets and cookies. Hint: Users information (user id, password, credit card number) would be stored in web.xml. Each user should have a separate Shopping Cart.
9. Redo the previous task using JSP by converting the static web pages of experiment 5 into dynamic web pages. Create a database with user information and books information. The books catalogue should be dynamically loaded from the database. Follow the MVC architecture while doing the website.

TEXT BOOKS:

1. Uttam K Roy, Web Technologies, Oxford University Press, 2010.
2. Steven Holzner, The Complete Reference PHP, Tata McGraw-Hill, 2007.

REFERENCE BOOKS:

1. Chris Bates, Web Programming, building internet applications, 2 edition, Wiley Dreamtech, 2002.
2. Hans Bergsten, Java Server Pages, SPD O'Reilly, 2003.
3. D. Flanagan, Java Script, O'Reilly Media, Inc., 2011.
4. Jon Duckett WROX, Beginning Web Programming with HTML, XHTML, and CSS, 2004.

WEBLINKS:

1. <https://www.visualpathedu.com/home/course/ui-development/9>
2. <https://www.visualpathedu.com/home/course/javascript-training/10>
3. <https://www.visualpathedu.com/home/course/ui-ux-design-training/199>
4. <https://www.coursera.org/learn/django-database-web-apps>
5. <https://extension.harvard.edu/academics/programs/web-technologies-certificate/#outcomes>
6. <https://www.coursera.org/learn/html-css-javascript-for-web-developers>
7. <https://www.coursera.org/specializations/web-design>
8. <https://www.coursera.org/learn/web-development>
9. <https://www.udemy.com/course/web-developer-course-on-creating-a-business-website/>

DATA VISUALIZATION – R PROGRAMMING/ POWER BI**B. Tech. IV Semester****L T P C****0 0 2 1****Subject Code:22CS408PC****Course Objectives:**

1. Effectiveness of Business Intelligence (BI) technology (Tableau) to apply data visualization
2. To discern patterns and relationships in the data.
3. To build Dashboard applications.
4. To communicate the results clearly and concisely.
5. To be able to work with different formats of data sets.

Course Outcomes: After completion of this course, the students will be able to:

1. Understand How to import data into Tableau.
2. Understand Tableau concepts of Dimensions and Measures.
3. Develop Programs and understand how to map Visual Layouts and Graphical Properties.
4. Create a Dashboard that links multiple visualizations.
5. Use graphical user interfaces to create Frames for providing solutions to real world problems.

Lab Problems:

1. Understanding Data, what is data, where to find data, Foundations for building Data Visualizations, Creating Your First visualization?
2. Getting started with Tableau Software using Data file formats, connecting your Data to Tableau, creating basic charts (line, bar charts, Tree maps), Using the Show me panel.
3. Tableau Calculations, Overview of SUM, AVG, and Aggregate features, Creating custom calculations and fields.
4. Applying new data calculations to your visualizations, Formatting Visualizations, Formatting Tools and Menus, Formatting specific parts of the view.
5. Editing and Formatting Axes, Manipulating Data in Tableau data, Pivoting Tableau data.
6. Structuring your data, Sorting and filtering Tableau data, Pivoting Tableau data.
7. Advanced Visualization Tools: Using Filters, Using the Detail panel, using the Size panels, customizing filters, Using and Customizing tooltips, Formatting your data with colors.
8. Creating Dashboards & Storytelling, creating your first dashboard and Story, Design for different displays, adding interactivity to your Dashboard, Distributing & Publishing your Visualization.
9. Tableau file types, publishing to Tableau Online, Sharing your visualizations, printing, and Exporting.
10. Creating custom charts, cyclical data and circular area charts, Dual Axis charts.

REFERENCEBOOKS:

1. Brett Powell, Microsoft Power BIcookbook, 2nd edition.
2. Roger D. Peng, R Programming for Data Science.
3. The Art of R Programming byNorman *Matloff Cengage Learning India.*



CONSTITUTION OF INDIA

B.Tech. IV Semester

L	T	P	C
3	0	0	0

Subject Code: 22EN410MC

Prerequisites: None

Course Objectives:

1. Introduction of constitution and it's evolution.
2. To know the fundamentals of Constitution
3. To analyse the fundamental rights and duties of Indian constitution
4. To know the governance of government and administration
5. To appraise the role organs of government.

Course Outcomes: After Completion of this course, the students will be able to:

1. Outline the evolution of Constitution.
2. Relate constitutional fundamentals with the present Era.
3. Analyse Liberalism Federalism and Socialism.
4. Infer the knowledge of Administration and Governance.
5. Appraise and address the role of governments.

UNIT-1 **[5 Lectures]**

History of Making of the Indian Constitution-History of Drafting Committee.

UNIT-2 **[5 Lectures]**

Philosophy of the Indian Constitution-Preamble Salient Features

UNIT-3 **[3 Lectures]**

Contours of Constitutional Rights & Duties-Fundamental Rights

- Right to Equality
- Right to Freedom
- Right against Exploitation
- Right to Freedom of Religion
- Cultural and Educational Rights
- Right to Constitutional Remedies
- Directive Principles of State Policy
- Fundamental Duties

UNIT-4 **[6 Lectures]**

Organs of Governance: Parliament, Composition, Qualifications and Disqualifications, Powers and Functions, Executive, President, Governor, Council of Ministers, Judiciary, Appointment and Transfer of Judges, Qualifications, Powers and Functions

UNIT -5**[6 Lectures]**

Local Administration: District's Administration head: Role and Importance, Municipalities: Introduction, Mayor and role of Elected Representative, CEO of Municipal Corporation. Panchayat raj: Introduction, PRI: Zila Panchayat. Elected officials and their roles, CEO ZilaPanchayat: Position and role. Block level: Organizational Hierarchy (Different departments), Village level: Role of Elected and Appointed officials, Importance of grassroot democracy, Election Commission: Election Commission: Role and Functioning. Chief Election Commissioner and Election Commissioners. State Election Commission: Role and Functioning. Institute and Bodies for the welfare of SC/ST/OBC and women.

Suggested Reading:

1. Dr. M.V. Pylee India's Constitution, 16th Edition, S. Chand 2016.
2. Dr. S. N. Busi, Dr. B. R. Ambedkar framing of Indian Constitution, 1st Edition, 2015.
3. M. P. Jain, Indian Constitutional Law, 7th Edn., Lexis Nexis, 2018.
4. D.D. Basu, Introduction to the Constitution of India, 23rd Edn Lexis Nexis, 2018.

Web Links:

1. <https://youtu.be/4tI4QXhzqNU>
2. <https://youtu.be/TXhSrKJ1ahk>
3. <https://www.youtube.com/live/0FAdfh6NVtA?feature=share>
4. https://youtu.be/vq2Q1_v6TNU



DESIGN AND ANALYSIS OF ALGORITHMS

B. Tech. V Semester

L T P C

3 1 0 4

Subject Code: 22CS501PC

Prerequisites:

1. A course on “Computer Programming and Data Structures”.
2. A course on “Advanced Data Structures”.

Course Objectives:

1. To analyze performance of algorithms.
2. To choose the divide and conquer, greedy algorithms design method for a specified application.
3. To understand how the choice of data structures and algorithm design methods impacts the performance of programs using dynamic programming strategies.
4. To solve problems using algorithm design methods such as backtracking and branch and bound.
5. To introduce P and NP classes.

Course Outcomes:

After completion of this course, the students will be able to:

1. Analyzing the algorithm with space and time.
2. Design the algorithm using the divide and conquer greedy approach.
3. Implement dynamic programming strategy.
4. Apply the backtracking technique and branch and bound.
5. Construct the algorithm using the non-deterministic algorithm.

UNIT-I

[10 Lectures]

Introduction- Algorithm definition, Algorithm Specification, Pseudo code for expressing Algorithms, Asymptotic Notations, Performance Analysis-Space complexity, Time complexity.
Disjoint set: Disjoint set operations, union and find algorithms, AND/OR graphs, Spanning trees, Connected Components and Bi-connected components.

UNIT-II

[8 Lectures]

Divide and conquer- General method, applications - Binary search, Binary Search Tree, Merge sort, Quick sort, Strassen’s Matrix Multiplication.
Greedy method- General method, applications- Knapsack problem, Job sequencing with deadlines, Minimum cost spanning trees, Single source shortest path problem.

UNIT-III

[8 Lectures]

Dynamic Programming- General Method, applications-0/1 knapsack problem, All pairs shortest path problem, Optimal binary search trees, Travelling salesperson problem, Chained matrix multiplication, Reliability design.

UNIT-IV

[8 Lectures]

Backtracking- General method, applications-The 8-queen problem, sum of subsets problem, graph coloring, Hamiltonian cycles.
Branch and Bound- General Method, applications-0/1 Knapsack problem, Travelling salesperson problem.

UNIT-V**[10 Lectures]**

NP-Hard and NP-Complete problems- Basic concepts, Non-deterministic algorithms, NP - Hard and NP- Complete classes, Cook's theorem.

TEXT BOOKS:


1. Ellis Horowitz, Sartaj Sahni and S. Raja sekharan, Fundamentals of Computer Algorithms, 2nd Edition, Universities Press, 2012.
2. P. H. Dave, H. B. Dave, Design and Analysis of Algorithms, 2nd edition, Pearson Education, 2013.

REFERENCE BOOKS:

1. M.T. Goodrich and R. Tomassia, Algorithm Design: Foundations, Analysis and Internet examples, John Wiley and sons, 2001.
2. S. Sridhar, Design and Analysis of Algorithms, Oxford Univ. Press, 2014.
3. Aho, Ullman and Hopcroft, Design and Analysis of algorithms, Pearson Education, 1st Edition, 2002.
4. R. Neapolitan and K. Naimipour, Foundations of Algorithms, 4th edition, Jones And Bartlett India Private Limited, 2010.
5. T. H. Cormen, C. E. Leiserson, R. L. Rivest, and Stein, Introduction to Algorithms, 3rd Edition, PHI, 2010.

WEB LINKS:

1. https://onlinecourses.nptel.ac.in/noc19_cs47/preview
2. <https://www.coursera.org/learn/analysis-of-algorithms>
3. <https://www.udemy.com/course/design-and-analysis-of-algorithms/>
4. <https://www.classcentral.com/course/youtube-design-and-analysis-of-algorithms-daa-46806>



DEVOPS**B. Tech V Semester****L T P C**
3 0 0 3**Subject Code: 22CS502PC****Pre-Requisites:**

1. A course on “Software Engineering”.
2. A course on “Software Project Management”

Course Objectives:

1. To describe the agile relationship between development and IT operations.
2. To know the skill sets and high-functioning teams involved in DevOps and related methods to reach a continuous delivery capability.
3. To explore project management tools.
4. To understand system integration.
5. To impart testing tools, automation, and deployment of the system.

Course Outcomes:

After completion of this course, the students will be able to:

1. Explore various components of Devops environment.
2. Identify Software development models and architectures of DevOps.
3. Apply different project management models.
4. Investigate different DevOps Software development models, integration, Collaborate and adopt Devops in real-time projects.
5. Assess various Devops practices, testing and code deployment tools.

UNIT – I**[9 Lectures]**

Introduction to DevOps: Introduction, Agile development model, DevOps and ITIL. DevOps process and Continuous Delivery, Release management, Scrum, Kanban, delivery pipeline, identifying bottlenecks.

UNIT – II**[9 Lectures]**

Software development models and DevOps: DevOps Lifecycle for Business Agility, DevOps, and Continuous Testing. DevOps influence on Architecture: Introducing software architecture, The monolithic scenario, Architecture rules of thumb, The separation of concerns, Handling database migrations, Micro services and the data tier, DevOps, architecture, and resilience.

UNIT – III**[9 Lectures]**

Introduction to project management: The need for source code control, the history of source code management, Roles and code, source code management system and migrations, shared authentication, Hosted Git servers, Different Git server implementations, Docker intermission, Gerrit, The pull request model, GitLab.

UNIT – IV**[9 Lectures]**

Integrating the system: Build systems, Jenkins build server, Managing build dependencies, Jenkins plugins, and file system layout, The host server, Build slaves, Software on the host, Triggers, Job chaining and build pipelines, Build servers and infrastructure as code, Building by dependency order, Build phases, Alternative build servers, Collating quality measures.

UNIT – V**[10 Lectures]**

Testing Tools and automation: Various types of testing, Automation of testing Pros and cons, Selenium - Introduction, Selenium features, JavaScript testing, Testing backend integration points, Test-driven development, REPL-driven development.

Deployment of the system: Deployment systems, Virtualization stacks, code execution at the client, Puppet master and agents, Ansible, Deployment tools: Chef, Salt Stack and Docker.

TEXT BOOKS:

1. Joakim Verona, Practical Devops, Second Edition, Ingram short title, 2nd edition, 2018.
2. Deepak Gaikwad, Viral Thakkar, DevOps Tools from Practitioner's Viewpoint, Wiley publications, 2019.

REFERENCE BOOKS:

1. Len Bass, Ingo Weber, Liming Zhu, DevOps: A Software Architect's Perspective, Addison-Wesley Professional, 1st edition, 2015.
2. Gene Kim, Jez Humble, Patrick Debois, John Willis, Nicole Forsgren, The Devops Handbook: How to Create World-Class Agility, Reliability, & Security in Technology Organizations, It Revolution Press, 2nd edition, 2021.

WEB LINKS:

1. <https://nptel.ac.in/courses/128106012>
2. <https://elearn.nptel.ac.in/shop/iit-workshops/completed/azure-devops-and-micro-services-azure-kubernetes-deployment-models/>
3. <https://www.coursera.org/learn/intro-to-devops>
4. <https://www.udemy.com/course/devops-fundamentals-for-beginners/>
5. <https://dev.to/javinpaul/my-favorite-free-courses-to-learn-devops-in-2023-4h6m>
6. https://www.udemy.com/topic/DevOps/?utm_source=adwords&utm_medium=udemyads&utm_campaign=Brand-Topic_1a.EN_cc.INDIA&utm_content=deal4584&utm_term=
7. <https://www.techtarget.com/whatis/feature/9-best-free-DevOps-certifications-and-training-courses>

The logo for CMR Technical Campus features a stylized flower with five petals in shades of green and yellow. Below the flower, the letters 'CMR' are written in a large, light blue, serif font. Underneath 'CMR', the words 'TECHNICAL CAMPUS' are written in a smaller, light blue, sans-serif font.

CMR
TECHNICAL CAMPUS

EXPLORE TO INVENT

COMPUTER NETWORKS

B. Tech. V Semester

L T P C
3 0 0 3

Subject Code: 22CS503PC

Prerequisites:

1. A course on “Programming for problem solving”
2. A course on “Data Structures”

Course Objectives:

1. To learn about the functionalities of layered models.
2. To gain knowledge about sliding window protocols and medium access sub layer.
3. To design a routing algorithm in a network.
4. To know the services of the transport layer.
5. To explore the knowledge of computer network applications.

Course Outcomes: After completion of this course, the students will be able to:

1. Enumerate the basic concepts of reference models.
2. Apply sliding window protocols and multiple access protocols.
3. Design the routing algorithms, congestion control techniques.
4. Analyze TCP and UDP protocols and services of the Transport Layer.
5. Implement different protocols at the application layer.

UNIT– I

[9 Lectures]

Network Hardware, Network Software, OSI, TCP/IP Reference Models, Example Networks: ARPANET, Internet.

Physical Layer: Guided Transmission Media: Twisted Pairs, Coaxial Cable, Fiber Optics, Wireless Transmission.

Data Link Layer: Design Issues, Framing, Error Detection and Correction.

UNIT– II

[10 Lectures]

Elementary Data Link Protocols: Simplex Protocol, A Simplex Stop and Wait Protocol for An Error- Free Channel, A Simplex Stop and Wait Protocol for Noisy Channel.

Sliding Window Protocols: A One-Bit Sliding Window Protocol, A Protocol Using Go-Back- N, A Protocol Using Selective Repeat, Example Data Link Protocols.

Medium Access Sub Layer: Channel Allocation Problem, Multiple Access Protocols: ALOHA, Carrier Sense Multiple Access Protocols, Collision Free Protocols. Wireless LANs, Data Link Layer Switching.

UNIT– III

[10 Lectures]

Network Layer: Design Issues, Routing Algorithms: Shortest Path Routing, Flooding, Hierarchical Routing, Broadcast, Multicast, Distance Vector Routing, Link State Routing, Congestion Control Algorithms, Quality of Service, Internetworking, Network Layer in the Internet.

UNIT– IV

[8 Lectures]

Transport Layer: Transport Services; Elements of Transport Protocols: Addressing, Connection Management, Error Control and Flow Control, Multiplexing; The Internet Transport Protocol: UDP, TCP, Performance Issues: Problems, Measurements, Host Design.

UNIT– V

[9 Lectures]

Application Layer: Domain Name System-DNS Name Space, Domain Resource Records, Name Servers; Electronic Mail-Architecture, User Agent, Message Formats, Message Transfer; SNMP; The World Wide Web- Architecture, HTTP; Streaming audio and video – Digital audio, Digital video, Streaming Stored Media, Streaming Live Media, Real-Time Conference.

TEXT BOOKS:

1. Andrew S Tanenbaum, David. j. Wetherall, Computer Networks, 5th Edition, Pearson Education/ PHI, 2011.
2. Behrouz A. Forouzan -Data Communications and Networking, 4th Edition, Tata McGraw Hill, 2006.

REFERENCEBOOKS:

1. S.Keshav, An Engineering Approach to Computer Networks, Addison Wesley, 1st edition, 2010.
2. Larry L. Peterson and Bruce S. Davie: Computer Networks – A Systems Approach, 5th Edition, Elsevier, 2010.
3. Alberto Leon-Garcia and Indra Widjaja: Communication Networks -Fundamental Concepts and Key Architectures, 2nd Edition Tata McGraw-Hill, 2004.

WEB LINKS:

1. <https://nptel.ac.in/courses/106105183>
2. <https://www.coursera.org/learn/illinois-tech-computer-networking>
3. <https://www.udemy.com/course/computer-networks-fundamentals/>
4. <https://www.classcentral.com/course/youtube-computer-networks-complete-playlist-46807>
5. <https://www.geeksforgeeks.org/computer-network-tutorials/>
6. <https://freecomputerbooks.com/networkComputerBooks.html>
7. <https://www.mygreatlearning.com/academy/learn-for-free/courses/basics-of-computer-networking>
8. <https://www.nesoacademy.org/ec/03-computer-networks>



DATA MINING (Professional Elective – I)**B. Tech V Semester****L T P C**
3 0 0 3**Subject Code: 22CS511PE****Pre-Requisites:**

1. A course on “Database management systems”
2. Knowledge of probability and statistics

Course Objectives:

1. To understand the data preprocessing methods.
2. To present methods for mining frequent patterns, associations, and correlations.
3. To describe methods for data classification and prediction.
4. To explore the data clustering approaches.
5. To know the various types of data stores such as spatial, textual, multimedia, streams.

Course Outcomes:

After completion of this course, the students will be able to:

1. Explore the types of data to be mined and primitives of the data mining system.
2. Extract interesting patterns from large amounts of data.
3. Discover the classification of data mining in various fields.
4. Employ suitable data mining algorithms to clustering applications.
5. Evaluate the accuracy of supervised and unsupervised models and algorithms.

UNIT – I**[10 Lectures]**

Data Mining: Datatypes of Data, Data Mining Functionalities– Interestingness Patterns– Classification of Data Mining systems–Data mining Task primitives–Integration of Data mining system with a Data warehouse–Major issues in Data Mining–Data Preprocessing.

UNIT – II**[9 Lectures]**

Association Rule Mining: Mining Frequent Patterns–Associations and correlations – Mining Methods– Mining Various kinds of Association Rules– Correlation Analysis–Constraint-based Association mining. Graph Pattern Mining, SPM.

UNIT – III**[10 Lectures]**

Classification: Classification and Prediction – Basic concepts–Decision tree induction–Bayesian classification, Rule-based classification, Lazy learner.

UNIT – IV**[9 Lectures]**

Clustering and Applications: Cluster analysis–Types of Data in Cluster Analysis–Categorization of Major Clustering Methods– Partitioning Methods, Hierarchical Methods– Density–Based Methods, Grid–Based Methods, Outlier Analysis.

UNIT – V**[10 Lectures]**

Advanced Concepts: Basic concepts in Mining data streams–Mining Time–series data–Mining sequence patterns in Transactional databases– Mining Object– Spatial– Multimedia–Text and Web data – Spatial Data mining– Multimedia Data mining–Text Mining– Mining the World Wide Web.

TEXT BOOKS:

1. Jiawei Han, Micheline Kamber and Jion Pei, Data Mining: Concepts and Techniques, 2nd Edition, Elsevier, 2006.
2. Margaret H Dunham, Data Mining Introductory and Advanced topics, Pearson, 1st edition, 2020.

REFERENCE BOOK:

1. Ian H. Witten and Eibe Frank, Data Mining: Practical Machine Learning Tools and Techniques (Second Edition), Morgan Kaufmann, 2005.
2. Arun K.Pujari, Data Mining Techniques, 3rd edition, Universities Press (India) Pvt. Ltd., 2013.

WEB LINKS:

1. https://onlinecourses.nptel.ac.in/noc21_cs06/preview
2. <https://www.coursera.org/specializations/data-mining>
3. <https://www.udemy.com/course/data-mining/>
4. <https://www.guru99.com/best-data-mining-tools.html>
5. <https://www.intotheminds.fr/blog/en/data-mining/>
6. <https://www.datamation.com/big-data/open-source-data-mining-tools/>



ADVANCED COMPUTER ARCHITECTURE (Professional Elective – I)**B. Tech V Semester****L T P C**
3 0 0 3**Subject Code: 22CS512PE****Prerequisites:** A Course on “Computer Organization”.**Course Objectives:**

1. To know the concepts and principles of parallel and advanced computer architectures.
2. To develop the design techniques of Scalable and multithreaded Architectures.
3. To understand the memory and pipeline design.
4. To Apply the concepts and techniques of parallel and advanced computer architectures
5. To design modern computer systems.

Course Outcomes:

After completion of this course, the students will be able to:

1. Expertise in Computational models and Computer Architectures.
2. Discover parallel processing applications and Advanced processor technology.
3. Employe the memory organization, pipeline design techniques.
4. Explore the concepts of Scalable Architectures, Superscalar processors, multiprocessors.
5. Impart the vector, multivector and compound vector processing principles.

UNIT – I**[8 Lectures]**

Theory of Parallelism, Parallel computer models, The State of Computing, Multiprocessors and Multicomputers, Multivector and SIMD Computers, PRAM and VLSI models, Architectural development tracks, Program and network properties, Conditions of parallelism, Program partitioning and Scheduling, Program flow Mechanisms, System interconnect Architectures.

UNIT – II**[8 Lectures]**

Principals of Scalable performance, Performance metrics and measures, Parallel Processing applications, Speed up performance laws, Scalability Analysis and Approaches, Hardware Technologies, Processes and Memory Hierarchy, Advanced Processor Technology, Superscalar and Vector Processors.

UNIT – III**[8 Lectures]**

Shared-Memory Organizations, Sequential and weak consistency models, Pipelining and superscalar techniques, Linear Pipeline Processors, Non-Linear Pipeline Processors, Instruction Pipeline design, Arithmetic pipeline design, superscalar pipeline design.

UNIT – IV**[10 Lectures]**

Parallel and Scalable Architectures, Multiprocessors and Multicomputers, Multiprocessor system interconnects, cache coherence and synchronization mechanism, Three Generations of Multicomputers, Message-passing Mechanisms, Multivector and SIMD computers.

UNIT – V**[10 Lectures]**

Vector Processing Principles, Multivector Multiprocessors, Compound Vector processing, SIMD computer Organizations, The connection machine CM-5.

TEXT BOOKS:

1. Kai Hwang, Advanced Computer Architecture, 2nd Edition, McGraw Hill Education, 2010.
2. D. Sima, T. Fountain, P. Kacsuk, Advanced Computer Architectures: A Design Space Approach, Addison-Wesley, 1st edition, 1997.

REFERENCE BOOKS:

1. J.L. Hennessy and D.A. Patterson, Computer Architecture: A Quantitative Approach, Morgan Kaufmann, 5th edition, 2011.
2. S.G.Shiva, Advanced Computer Architectures, CRC Press, 1st edition, 2005.
3. G. Hager and G. Wellein, Introduction to High Performance Computing for Scientists and Engineers, CRC Press, 1st edition, 2010.
4. B. Parhami, Computer Architecture: From Microprocessors to Supercomputers, Oxford University Press, Illustrated edition, 2005.

WEB LINKS:

1. https://onlinecourses.nptel.ac.in/noc23_cs07/preview
2. https://cs.hac.ac.il/staff/martin/Adv_Architecture/coursera.html
3. <https://www.udemy.com/course/advance-computer-architecture-and-organization/>
4. <https://www.classcentral.com/course/swayam-advanced-computer-architecture-13884> 5. <https://link.springer.com/book/10.1007/978-981-10-2209-8>
5. <https://www.scribd.com/document/138651502/9A05704-Advanced-Computer-Architecture>



DATA ANALYTICS (Professional Elective - I)**B. Tech V Semester****L T P C**
3 0 0 3**Subject Code: 22CS513PE****Prerequisites**

1. A course on “Database Management Systems”.
2. Knowledge of Probability and Statistics.

Course Objectives:

1. To understand the Data pre-processing mechanisms.
2. To learn the fundamental concepts of data analytics.
3. To explore the basic building models for classification.
4. To analyze supervised and unsupervised models.
5. To discover visualization techniques.

Course Outcomes:

After completion of this course, the students will be able to:

1. Explore various Data Sources and Pre-processing mechanisms.
2. Carry out data analysis/statistical analysis.
3. Design Data Architecture.
4. Analyze the impact of data analytics for business decisions and strategy.
5. Implement standard data visualization and formal inference procedures.

UNIT – I**[8 Lectures]**

Data Management: Design Data Architecture and manage the data for analysis, understand various sources of Data like Sensors/Signals/GPS etc. Data Management, Data Quality (noise, outliers, missing values, duplicate data) and Data Processing

UNIT – II**[8 Lectures]**

Data Analytics: Introduction to Analytics, Introduction to Tools and Environment, Application of Modeling in Business, Databases & Types of Data and variables, Data Modeling Techniques, Missing Imputations etc. Need for Business Modeling

UNIT – III**[8 Lectures]**

Regression: Concepts, Blue property assumptions, Least Square Estimation, Variable Rationalization, and Model Building etc.

Logistic Regression: Model Theory, Model fit Statistics, Model Construction, Analytics applications to various Business Domains etc.

UNIT – IV**[10 Lectures]**

Object Segmentation: Regression Vs Segmentation – Supervised and Unsupervised Learning, Tree Building–Regression, Classification, Overfitting, Pruning and Complexity, Multiple Decision Trees etc.

Time Series Methods: Arima, Measures of Forecast Accuracy, STL approach, Extract features from generated model as Height, Average Energy etc and analyze for prediction.

UNIT – V**[10 Lectures]**

Data Visualization: Pixel-Oriented Visualization Techniques, Geometric Projection Visualization Techniques, Icon-Based Visualization Techniques, Hierarchical Visualization Techniques, Visualizing Complex Data and Relations.

TEXT BOOKS:

1. Jiawei Han, Micheline Kamber, Jian Pei Professor, Data Mining: Concepts and Techniques, Morgan Kaufmann, 3rd edition, 2011.
2. Student's Handbook for Associate Analytics – II, III.

REFERENCE BOOKS:

1. Tan, Steinbach and Kumar, Introduction to Data Mining, Pearson, 1st edition, 2005.
2. M. Zaki and W.Meira, Data Mining and Analysis: Fundamental Concepts and Algorithms, Cambridge University Press, 1st edition, 2014.
3. Jure Leskovec, Anand Rajaraman, Jeffrey David Ullman, Mining of Massive Datasets, Cambridge University Press, 3rd edition, 2020.

WEB LINKS:

1. <https://nptel.ac.in/courses/106107220>
2. <https://www.coursera.org/courses?query=data%20analytics>
3. <https://www.udemy.com/topic/data-analysis/>
4. <https://careerfoundry.com/en/blog/data-analytics/free-data-analytics-courses/>
5. <https://www.mygreatlearning.com/data-analytics/free-courses>
6. <https://www.edx.org/learn/data-analysis>



IMAGE PROCESSING (Professional Elective - I)**B. Tech V Semester****L T P C**
3 0 0 3**Subject Code: 22CS514PE****Prerequisites**

1. Knowledge of Digital Signal Processing.
2. A course on “Computational Mathematics”.
3. A course on “Computer Oriented Statistical Methods”.

Course Objectives

1. To understand the concepts of Digital Image Processing.
2. To explore image enhancement techniques.
3. To know the image restoration models.
4. To analyze image segmentation models.
5. To compare image techniques.

Course Outcomes:

After completion of this course, the students will be able to:

1. Explore the basic concepts of Image processing and two-dimensional signal acquisition, sampling, and quantization.
2. Design image enhancement mechanisms.
3. Apply image restoration models.
4. Implement image segmentation methods.
5. Impart the image compression techniques.

UNIT – I**[10 Lectures]**

Digital Image Fundamentals: Digital Image through Scanner, Digital Camera. Concept of Gray Levels. Gray Level to Binary Image Conversion, Sampling and Quantization, Relationship between Pixels, Imaging Geometry, 2D Transformations - DFT, DCT, KLT and SVD.

UNIT – II**[8 Lectures]**

Image Enhancement in Spatial Domain Point Processing, Histogram Processing, Spatial Filtering, Enhancement in Frequency Domain, Image Smoothing, Image Sharpening.

UNIT – III**[10 Lectures]**

Image Restoration Degradation Model, Algebraic Approach to Restoration, Inverse Filtering, Least Mean Square Filters, Constrained Least Squares Restoration, Interactive Restoration.

UNIT – IV**[8 Lectures]**

Image Segmentation Detection of Discontinuities, Edge Linking and Boundary Detection, Thresholding, Region Oriented Segmentation.

UNIT – V**[10 Lectures]**

Image Compression Redundancies and their Removal Methods, Fidelity Criteria, Image Compression Models, Source Encoder and Decoder, Error Free Compression, Lossy Compression.

TEXT BOOKS:

1. R.C. Gonzalez & R. E. Woods, Digital Image Processing, Pearson Education, Fourth edition, 2018.
2. Jain, Fundamentals of Digital Image Processing, Pearson Education India, First Edition, 2015.

REFERENCE BOOKS:

1. Bernd Jahne, Digital Image Processing: Concepts, Algorithms, and Scientific Applications, Springer Verlag, 4th edition, 1997.
2. D. Sundararajan, Digital Image Processing: A Signal Processing and Algorithmic Approach, Springer; Softcover reprint of the original 1st ed. 2017.

WEB LINKS:

1. <https://archive.nptel.ac.in/courses/117/105/117105135/>
2. <https://www.coursera.org/specializations/image-processing>
3. <https://www.coursera.org/courses?query=image%20processing>
4. <https://www.udemy.com/topic/image-processing/>
5. <https://www.classcentral.com/course/computervision-imageprocessing-13567>
6. <https://www.v7labs.com/blog/image-processing-guide>



PRINCIPLES OF PROGRAMMING LANGUAGES (Professional Elective - I)**B. Tech V Semester****L T P C****3 0 0 3****Subject Code: 22CS515PE****Prerequisites**

1. A course on “Mathematical Foundations of Computer Science”
2. A course on “Computer Programming and Data Structures”

Course Objectives

1. To introduce important paradigms of programming languages.
2. To understand high-level language design.
3. To describe the programming paradigms using subprograms, blocks, and abstract data types.
4. To understand concurrency control in a programming language.
5. To design functional, logic programming and scripting languages.

Course Outcomes:

After completion of this course, the students will be able to:

1. Discover the syntax and semantics of formal languages.
2. Apply a suitable programming paradigm for a given computing application.
3. Implement functional programming.
4. Explore the concepts of concurrency model.
5. Compare and contrast the features of programming languages.

UNIT – I**[8 Lectures]**

Preliminary Concepts: Reasons for Studying Concepts of Programming Languages, Programming Domains, Language Evaluation Criteria, Influences on Language Design, Language Categories, Language Design Trade-Offs, Implementation Methods, Programming Environments

Syntax and Semantics: General Problem of Describing Syntax and Semantics, Formal Methods of Describing Syntax, Attribute Grammars, Describing the Meanings of Programs

UNIT – II**[12 Lectures]**

Names, Bindings, and Scopes: Introduction, Names, Variables, Concept of Binding, Scope, Scope and Lifetime, Referencing Environments, Named Constants

Data Types: Introduction, Primitive Data Types, Character String Types, User Defined Ordinal Types, Array, Associative Arrays, Record, Union, Tuple Types, List Types, Pointer and Reference Types, Type Checking, Strong Typing, Type Equivalence.

Expressions and Statements: Arithmetic Expressions, Overloaded Operators, Type Conversions, Relational and Boolean Expressions, Short Circuit Evaluation, Assignment Statements, Mixed-Mode Assignment

Control Structures: Introduction, Selection Statements, Iterative Statements, Unconditional Branching, Guarded Commands.

UNIT – III**[8 Lectures]**

Subprograms and Blocks: Fundamentals of Sub-Programs, Design Issues for Subprograms, Local Referencing Environments, Parameter Passing Methods, Parameters that Are Subprograms, Calling Subprograms Indirectly, Overloaded Subprograms, Generic Subprograms, Design Issues for Functions, User Defined Overloaded Operators, Closures, Coroutines

Implementing Subprograms: General Semantics of Calls and Returns, Implementing Simple Subprograms, Implementing Subprograms with Stack-Dynamic Local Variables, Nested Subprograms, Blocks, Implementing Dynamic Scoping

Abstract Data Types: The Concept of Abstraction, Introductions to Data Abstraction, Design Issues, Language Examples, Parameterized ADT, Encapsulation Constructs, Naming Encapsulations

UNIT – IV

[8 Lectures]

Concurrency: Introduction, Introduction to Subprogram Level Concurrency, Semaphores, Monitors, Message Passing, Java Threads, Concurrency in Function Languages, Statement Level Concurrency.

Exception Handling and Event Handling: Introduction, Exception Handling in Ada, C++, Java, Introduction to Event Handling, Event Handling with Java and C#.

UNIT – V

[8 Lectures]

Functional Programming Languages: Introduction, Mathematical Functions, Fundamentals of Functional Programming Language, LISP, Support for Functional Programming in Primarily Imperative Languages, Comparison of Functional and Imperative Languages

Logic Programming Language: Introduction, an Overview of Logic Programming, Basic Elements of Prolog, Applications of Logic Programming.

Scripting Language: Pragmatics, Key Concepts, Case Study: Python – Values and Types, Variables, Storage and Control, Bindings and Scope, Procedural Abstraction, Data Abstraction, Separate Compilation, Module Library.

TEXT BOOKS:

1. Robert. W. Sebesta, Concepts of Programming Languages, Pearson, 11th edition, 2015.
2. D. A. Watt, Programming Language Design Concepts, John Wiley & Sons Inc, 1st edition, 2004.

REFERENCE BOOKS:

1. A.B. Tucker, R. E. Noonan, Programming Languages, McGraw-Hill Education, 2nd edition, 2006.
2. K. C. Louden, Programming Languages: Principles and Practice, Course Technology, 2nd edition, 2002.

WEB LINKS:

1. <https://nptel.ac.in/courses/106102067>
2. <https://www.udemy.com/course/fundamentals-of-programming-languages/>
3. <https://freecomputerbooks.com/Principles-of-Programming-Languages.html>
4. <https://www.geeksforgeeks.org/principles-of-programming-languages-gg/> 5. <https://link.springer.com/book/10.1007/978-1-84882-032-6>

COMPUTER GRAPHICS (Professional Elective - II)**B. Tech V Semester****L T P C**
3 0 0 3**Subject Code: 22CS521PE****Prerequisites**

1. Knowledge of Mathematical Computation.
2. A course on “Computer Programming and Data Structures”

Course Objectives

1. To know the fundamental concepts of computer graphics.
2. To explore the knowledge of geometrical transformations.
3. To understand object representation using surface.
4. To explore the concept of geometrical projections.
5. To gain knowledge of computer animation.

Course Outcomes:

After completion of this course, the students will be able to:

1. Impart mathematics of computer graphics and applications.
2. Design 2D geometrical transformations and 2D viewing functions.
3. Construct 3D object representation using surfaces, polygon rendering and color models.
4. Apply geometric projections for 3D objects and 3D viewing functions.
5. Analyze animation sequence and visible surface detection methods.

UNIT -I**[10 Lectures]**

Introduction: Application areas of Computer Graphics, overview of graphics systems, video-display devices, raster-scan systems, random scan systems, graphics monitors and workstations and input devices

Output primitives: Points and lines, line drawing algorithms (Bresenham’s and DDA Algorithm), mid- point circle and ellipse algorithms

Polygon Filling: Scan-line algorithm, boundary-fill and flood-fill algorithms

UNIT – II**[9 Lectures]**

2-D geometrical transforms: Translation, scaling, rotation, reflection and shear transformations, matrix representations and homogeneous coordinates, composite transforms, transformations between coordinate systems

2-Dviewing: The viewing pipeline, viewing coordinate reference frame, window to view-port coordinate transformation, viewing functions, Cohen-Sutherland algorithms, Sutherland – Hodgeman polygon clipping algorithm.

UNIT – III**[8 Lectures]**

3-D object representation: Polygon surfaces, quadric surfaces, spline representation, Hermite curve, Bezier curve and B-Spline curves, Bezier and B-Spline surfaces. Basic illumination models, polygon rendering methods.

UNIT – IV**[10 Lectures]**

3-D Geometric transformations: Translation, rotation, scaling, reflection and shear transformations, composite transformations.

3-D viewing: Viewing pipeline, viewing coordinates, view volume and general projection transforms and clipping.

UNIT – V**[10 Lectures]**

Computer animation: Design of animation sequence, general computer animation functions, raster animation, computer animation languages, key frame systems, motion specifications

Visible surface detection methods: Classification, back-face detection, depth-buffer, BSP-tree methods and area sub-division methods

TEXT BOOKS:

1. Donald Hearn and M. Pauline Baker, Computer Graphics C version, Pearson Education India, 2nd edition, 2002.
2. John Hughes, Andries van Dam, Morgan McGuire, David Sklar, James Foley, Steven Feiner, Kurt Akeley, Computer Graphics: Principles & practice, Addison-Wesley Professional, 3rd edition, 2013.
3. Steven Harrington, Computer Graphics: A Programming Approach, McGraw-Hill Inc.,US, 2nd edition, 1983.

REFERENCE BOOKS:

1. David F Rogers, Procedural elements for Computer Graphics, McGraw-Hill Education, 2nd edition, 1997.
2. Neuman and Sproul, Principles of Interactive Computer Graphics, McGraw Hill Education, 2001.
3. Shalini Govil-Pai, Principles of Computer Graphics: Theory and Practice Using OpenGL and Maya, Springer, 5th edition, 2005.

WEB LINKS:

1. https://onlinecourses.nptel.ac.in/noc20_cs90/preview
2. <https://www.coursera.org/courses?query=computer%20graphics>
3. https://www.udemy.com/course/computer_graphics_subject/
4. <https://www.classcentral.com/course/edx-computer-graphics-548>
5. <https://www.edx.org/learn/computer-graphics>
6. <https://freecomputerbooks.com/Computer-Graphics.html>
7. <https://ocw.mit.edu/courses/6-837-computer-graphics-fall-2012/>

TECHNICAL CAMPUS

EXPLORE TO INVENT

EMBEDDED SYSTEMS (Professional Elective-II)**B. Tech V Semester****L T P C****3 0 0 3****Subject Code: 22CS522PE****Pre-requisites:**

1. A course on “Digital Logic Design and Microprocessors”
2. A course on “Computer Organization and Architecture”

Course Objectives:

1. To provide an overview of principles of Embedded System.
2. To presents fundamental embedded system design architecture, possibility, and challenges, both with respect to software and hardware.
3. To know the formal method, testing, verification, validation and simulation techniques and tools to engineer reliable and safe embedded systems.
4. To understand software and program for an embedded system design.
5. To analyze operating system concept types and RTOS.

Course Outcomes:

After completion of this course, the students will be able to:

1. Impart the selection procedure of processors used in embedded systems.
2. Desing the procedure of embedded firmware.
3. Implements code for interfacing various devices.
4. Develop real time applications using hardware and software resources.
5. Evaluate the significance of RTOS, Task communication techniques and devices.

UNIT – I**[8 Lectures]**

Introduction to Embedded Systems: Processor embedded into a system, Embedded Hardware units and devices in a system, Embedded software in a system, Design process of an embedded system, classification of embedded systems, characteristics and quality attributes of an embedded systems.

UNIT – II**[8 Lectures]**

Introduction to processor/microcontroller architecture, Real world interfacing, processor and memory organization, memory types, memory maps and addresses, interrupt sources and interrupt service mechanism.

UNIT – III**[8 Lectures]**

On board Communication Basics: serial; communication devices, Parallel devices, Wireless devices, Real time clock, Serial bus communication Protocols - I2C, SPI; Parallel buss communication - ISA, PCI.

UNIT – IV**[10 Lectures]**

Embedded Firmware Development: Overview of programming concepts - in assembly language and in high level language ‘C’, C Program elements- Heads, Source files, Processor Directives, Macros, Functions, Data types and Data Structures

UNIT – V**[10 Lectures]**

OS Based Embedded Systems: OS services - Process/Task Management, Memory Management, I/O subsystem manager, Inter Process/Task communications - Tasks, Task states, Shared data, Signals, Message Queues, Mailbox, Pipes and concepts of Semaphores.

TEXT BOOKS:

1. Shibu K V, Introduction to Embedded Systems, McGraw Hill Education India Private Limited, Second edition, 2017.
2. David E. Simon, An Embedded Software Primer, Addison Wesley, 1999.
3. Tammy Noergaard, Embedded Systems Architecture: A Comprehensive Guide for Engineers and Programmers, Newnes (an imprint of Butterworth-Heinemann Ltd), 2nd edition, 2013.
4. Wayne Wolf, Computers as Components: Principles of Embedded Computing System Design (The Morgan Kaufmann Series in Computer Architecture and Design), Morgan Kaufmann, 2nd edition, 2008.

REFERENCE BOOKS:

1. Rajkamal, Embedded Systems Architecture, Programming and Design, McGraw Hill Education, Third edition, 2017.
2. Frank Vahid, Tony D. Givargis, Embedded System Design: A Unified Hardware / Software Introduction, Wiley, New edition, 2001.
3. Jonathan Valvano, Embedded Microcomputer Systems: Real Time Interfacing, CENGAGE Learning Custom Publishing, 3rd edition, 2011.
4. Heath, Embedded Systems Design, Elsevier India, Second edition, 2005.

WEB LINKS:

1. <https://nptel.ac.in/courses/108102045>
2. <https://www.coursera.org/learn/introduction-embedded-systems>
3. <https://www.coursera.org/courses?query=embedded%20systems>
4. <https://www.udemy.com/topic/embedded-systems/>
5. <https://www.classcentral.com/subject/embedded-systems>
6. <https://www.edx.org/learn/embedded-systems>
7. <https://www.keil.com/>



CMR
TECHNICAL CAMPUS

EXPLORE TO INVENT

INFORMATION RETRIEVAL SYSTEMS (Professional Elective - II)**B. Tech V Semester****L T P C**
3 0 0 3**Subject Code: 22CS523PE****Prerequisites:**

1. A course on “Data Structures”.
2. A course on “Data Base Management Systems”.

Course Objectives

1. To learn the concepts of IRS.
2. To understand the structure of information.
3. To design document clustering algorithms.
4. To explore Information Retrieval System for web search tasks.
5. To learn visualization technologies for multimedia data retrieval.

Course Outcomes:

After completion of this course, the students will be able to:

1. Apply IR principles to locate relevant information large collections of data.
2. Develop data models using statistical approaches.
3. Implement different automatic document clustering algorithms.
4. Design the Information Retrieval System for web search tasks.
5. Apply visualization tools for multimedia information retrieval.

UNIT – I**[8 Lectures]**

Introduction to Information Retrieval Systems: Definition of Information Retrieval System, Objectives of Information Retrieval Systems, Functional Overview, Relationship to Database Management Systems, Digital Libraries and Data Warehouses

Information Retrieval System Capabilities: Search Capabilities, Browse Capabilities, Miscellaneous Capabilities

UNIT – II**[8 Lectures]**

Cataloging and Indexing: History and Objectives of Indexing, Indexing Process, Automatic Indexing, Information Extraction

Data Structure: Introduction to Data Structure, Stemming Algorithms, Inverted File Structure, N-Gram Data Structures, PAT Data Structure, Signature File Structure, Hypertext and XML Data Structures, Hidden Markov Models

UNIT – III**[7 Lectures]**

Automatic Indexing: Classes of Automatic Indexing, Statistical Indexing, Natural Language, Concept Indexing, Hypertext Linkages

Document and Term Clustering: Introduction to Clustering, Thesaurus Generation, Item Clustering, Hierarchy of Clusters

UNIT – IV**[10 Lectures]**

User Search Techniques: Search Statements and Binding, Similarity Measures and Ranking, Relevance Feedback, Selective Dissemination of Information Search, Weighted Searches of Boolean Systems, Searching the INTERNET and Hypertext

Text Search Algorithms: Introduction to Text Search Techniques, Software Text Search Algorithms, Hardware Text Search Systems

UNIT – V**[8 Lectures]****Information Visualization:** Introduction to Information Visualization, Cognition and Perception, Information Visualization Technologies**Multimedia Information Retrieval:** Spoken Language Audio Retrieval, Non-Speech Audio Retrieval, Graph Retrieval, Imagery Retrieval, Video Retrieval**TEXT BOOKS:**


1. Gerald J. Kowalski, Mark T. May bury, Information Storage and Retrieval Systems – Theory and Implementation, Springer, 2nd edition, 2000.
2. Frakes, W.B., Ricardo Baeza-Yates, Information Retrieval Data Structures and Algorithms, Prentice Hall, 1st edition, 1992.

REFERENCE BOOKS:

1. Robert R. Korfhage, Information Storage & Retrieval, John Wiley & Sons, 1997.
2. Ricardo Baeza-Yates, Berthier Ribeiro-Neto, Modern Information Retrieval: The Concepts and Technology Behind Search, Addison-Wesley Professional, 2nd edition, 2011.

WEB LINKS:

1. [Introduction to Information Retrieval Systems || Information Retrieval Systems || IRS \(youtube.com\)](#)
2. <https://nlp.stanford.edu/IR-book/information-retrieval-book.html>
3. <https://www.coursera.org/courses?query=information%20retrieval>
4. <https://www.udemy.com/topic/information-systems/>
5. https://link.springer.com/chapter/10.1007/978-0-387-21721-5_15



DISTRIBUTED DATABASES (Professional Elective - II)**B. Tech V Semester****L T P C**
3 0 0 3**Subject Code: 22CS524PE****Prerequisites**

1. A course on “Database Management Systems”

Course Objectives:

1. To introduce basic principles of distributed database systems.
2. To Explain the concepts of query processing and optimization in distributed databases.
3. To understand the transaction management procedure in distributed databases.
4. To know the principles and knowledge of parallel databases.
5. To explore the concepts of object database management systems.

Course Outcomes:

After completion of this course, the students will be able to:

1. Design the distributed database systems.
2. Interpret query processing and optimization in distributed databases.
3. Summarize the transaction management process.
4. Know about parallel databases and reliability.
5. Develop the distributed object-oriented database systems and related developments.

UNIT – I**[10 Lectures]**

Introduction: Distributed Data Processing, Distributed Database System, Promises of DDBSs, Problem areas.

Distributed DBMS Architecture: Architectural Models for Distributed DBMS, DDMBS Architecture.

Distributed Database Design: Alternative Design Strategies, Distribution Design issues, Fragmentation, Allocation.

UNIT – II**[8 Lectures]**

Query processing and decomposition: Query processing objectives, characterization of query processors, layers of query processing, query decomposition, localization of distributed data.

Distributed query Optimization: Query optimization, centralized query optimization, distributed query optimization algorithms.

UNIT – III**[8 Lectures]**

Transaction Management: Definition, properties of the transaction, types of transactions, distributed concurrency control: serializability, concurrency control mechanisms & algorithms, time - stamped & optimistic concurrency control Algorithms, deadlock Management.

UNIT – IV**[10 Lectures]**

Distributed DBMS Reliability: Reliability concepts and measures, fault-tolerance in distributed systems, failures in Distributed DBMS, local & distributed reliability protocols, site failures and network partitioning.

Parallel Database Systems: Parallel database system architectures, parallel data placement, parallel query processing, load balancing, database clusters.

UNIT – V**[8 Lectures]**

Distributed object Database Management Systems: Fundamental object concepts and models, object distributed design, architectural issues, object management, distributed object storage, object query Processing.

Object Oriented Data Model: Inheritance, object identity, persistent programming languages, persistence of objects, comparison OODBMS and ORDBMS

TEXT BOOKS:

1. M. Tamer OZSU and Patuck Valduriez, Principles of Distributed Database Systems, Springer Nature Switzerland AG, 4th edition, 2020.
2. Stefano Ceri and Giuseppe Pelagatti, Distributed Databases: Principles and Systems, McGraw Hill Education, 2017.

REFERENCE BOOKS:

1. Hector Garcia-Molina, Jeffrey D. Ullman, Jennifer Widom: “Database Systems: The Complete Book”, Pearson, 2nd edition, 2008.
2. Saeed K. Rahimi, Frank S. Haug, Distributed Database Management Systems: A Practical Approach, Wiley-IEEE Computer Society Pr; 1st edition, 2010.

WEB LINKS:

1. <https://nptel.ac.in/courses/106106093>
2. <https://www.coursera.org/lecture/introduction-to-nosql-databases/distributed-databases-Y5y2o>
3. <https://www.udemy.com/course/from-0-to-1-the-cassandra-distributed-database/>
4. <https://tejas-kachare18.medium.com/distributed-databases-3755618fd23e>
5. <https://www.seylladb.com/2022/05/12/distributed-databases-compared/>
6. <https://devops.com/no-nonsense-guide-to-distributed-databases/>
7. <https://www.youtube.com/playlist?list=PLK32cwTOY7L8D9GxdYR2JkEIAA1J1sKYO>



CMVR
TECHNICAL CAMPUS

EXPLORE TO INVENT

NATURAL LANGUAGE PROCESSING (Professional Elective - II)**B. Tech Semester****L T P C**
3 0 0 3**Subject Code: 20CS525PE****Prerequisites:**

1. A Course on “Data structures”.
2. A Course on “finite automata and probability theory”.

Course Objectives

1. To Introduce the NLP structure of documents.
2. To understand the experimental methodology for empirical syntax analysis.
3. To describe the parsing structure of NLP systems.
4. To design NLP Algorithms.
5. To use language modelling techniques.

Course Outcomes:

After completion of this course, the students will be able to:

1. Summarize the NLP structure documents.
2. Use the proper experimental methodology for evaluating NLP systems.
3. Construct statistical models over strings, trees and estimate parameters using supervised and unsupervised training methods.
4. Implement the NLP algorithms.
5. Design different language modelling Techniques.

UNIT – I**[10 Lectures]****Finding the Structure of Words:** Words and Their Components, Issues and Challenges, Morphological Models**Finding the Structure of Documents:** Introduction, Methods, Complexity of the Approaches, Performances of the Approaches, Features**UNIT – II****[10 Lectures]****Syntax I:** Parsing Natural Language, Treebanks: A Data-Driven Approach to Syntax, Representation of Syntactic Structure, Parsing Algorithms**UNIT – III****[8 Lectures]****Syntax II:** Models for Ambiguity Resolution in Parsing, Multilingual Issues**Semantic Parsing I:** Introduction, Semantic Interpretation, System Paradigms, Word Sense**UNIT – IV****[9 Lectures]****Semantic Parsing II:** Predicate-Argument Structure, Meaning Representation Systems**UNIT – V****[10 Lectures]****Language Modeling:** Introduction, N-Gram Models, Language Model Evaluation, Bayesian parameter estimation, Language Model Adaptation, Language Models- class based, variable length, Bayesian topic based, Multilingual and Cross Lingual Language Modeling.

TEXT BOOKS:

1. Daniel M. Bikel and Imed Zitouni, Multilingual natural Language Processing Applications: From Theory to Practice, Pearson Education India, First Edition, 2012.
2. Tanveer Siddiqui, U.S.Tiwary, Natural Language Processing and Information Retrieval, Oxford University Press, 2008.

REFERENCE BOOKS:

1. Daniel Jurafsky & James H Martin, Speech and Language Processing An Introduction to Natural Language Processing, Computational Linguistics, and Speech Recognition, PEARSON INDIA, 2nd edition, 2014.
2. Sowmya Vajjala, Bodhisattwa Majumder, Anuj Gupta, Harshit Surana, Practical Natural Language Processing: A Comprehensive Guide to Building Real-World NLP Systems, O'Reilly Media, 1st edition, 2020.

WEB LINKS:

1. <https://nptel.ac.in/courses/106105158>
2. <https://www.coursera.org/specializations/natural-language-processing>
3. <https://www.coursera.org/courses?query=nlp>
4. <https://www.udemy.com/topic/natural-language-processing/>
5. <https://www.kaggle.com/code/kmldas/free-nlp-resources-courses>



DEVOPS LAB**B. Tech V Semester****L T P C
0 0 2 1****Subject Code: 22CS504PC****Co-requisite:** A Course on “DEVOPS”.**Prerequisites:**

1. A course on “Software Engineering”.
2. A course on “Software Project Management”

Course Objectives:

1. To understand GitHub management and command.
2. To describe the agile relationship between development and IT operations.
3. To understand the skill sets and high-functioning teams involved in.
4. To explore DevOps and related methods to reach a continuous delivery capability.
5. To implement automated system update and DevOps lifecycle.

Course Outcomes:

After completion of this course, the students will be able to:

1. Explore GitHub commands.
2. Identify components of Devops environment.
3. Apply different project management, integration, testing and code deployment tools.
4. Investigate different DevOps Software development models.
5. Demonstrate continuous integration and development using Jenkins.

List of Experiments:

1. Write code for a simple user registration form for an event.
2. Explore Git and GitHub commands.
3. Practice Source code management on GitHub. Experiment with the source code written in exercise 1.
4. Jenkins installation and setup, explore the environment.
5. Demonstrate continuous integration and development using Jenkins.
6. Explore Docker commands for content management.
7. Develop a simple containerized application using Docker.
8. Integrate Kubernetes and Docker
9. Automate the process of running containerized application developed in exercise 7 using Kubernetes.
10. Install and Explore Selenium for automated testing.
11. Write a simple program in JavaScript and perform testing using Selenium.
12. Develop test cases for the above containerized application using selenium.

TEXT BOOKS:

1. Joakim Verona, Practical Devops, Ingram short title, 2nd edition, 2018.
2. Deepak Gaikwad, Viral Thakkar, DevOps Tools from Practitioner's Viewpoint, Wiley publication 2019.

REFERENCE BOOKS:

1. Len Bass, Ingo Weber, Liming Zhu, DevOps: A Software Architect's Perspective (SEI Series in Software Engineering), Addison-Wesley Professional, 1st edition, 2015.
2. Emily Freeman, DevOps For Dummies (For Dummies (Computer/Tech)), For Dummies, 1st edition, 2019.

WEB LINKS:

1. [Edureka DevOps Full Course - https://youtu.be/S_0q75eD8Yc](https://youtu.be/S_0q75eD8Yc)
2. <https://business-support.udemy.com/hc/en-us/articles/6806664783639-DevOps-Labs->
3. <https://azuredevopslabs.com/>
4. <https://devopslabs.tech/>
5. <https://cloudacademy.com/library/devops/>



COMPUTER NETWORKS LAB**B. Tech Semester****L T P C****Subject Code: 22CS505PC****0 0 2 1****Co-requisite:** A Course on “Computer Networks”.**Prerequisites:**

1. A course on “Programming for problem solving.”
2. A course on “Data Structures”

Course Objectives

1. To understand the working principle of various communication protocols.
2. To analyze the traffic flow and the contents of protocol frames.
3. To interpret various routing algorithms.
4. To explore the concepts of data encryption and decryption.
5. To know congestion control and network and operating functionalities.

Course Outcomes:

After completion of this course, the students will be able to:

1. Implement data link layer framing methods.
2. Analyze error detection and error correction codes.
3. Design and analyze routing and congestion issues in network design.
4. Develop Encoding and Decoding techniques used in presentation layer
5. Work with different network tools

List of Experiments

1. Implement the data link layer framing methods such as character, character-stuffing and bit stuffing.
2. Write a program to compute CRC code for the polynomials CRC-12, CRC-16 and CRC-CCIP
3. Develop a simple data link layer that performs flow control using the sliding window protocol, and loss recovery using the Go-Back-N mechanism.
4. Implement Dijkstra’s algorithm to compute the shortest path through a network
5. Take an example subnet of hosts and obtain a broadcast tree for the subnet.
6. Implement distance vector routing algorithm for obtaining routing tables at each node.
7. Implement data encryption and data decryption
8. Write a program for congestion control using Leaky bucket algorithm.
9. Write a program for frame sorting techniques used in buffers.
10. How to run N map scan.
11. Operating System Detection using N map.
12. Study of basic Network configuration commands and utilities to debug the network issues.

TEXT BOOKS:

1. Andrew S Tanenbaum, David. j. Wetherall, Computer Networks, 5th Edition, Pearson Education/PHI, 2011.
2. Behrouz A. Forouzan -Data Communications and Networking,4th Edition, Tata McGraw Hill, 2006.

REFERENCE BOOKS:

1. S. Keshav, An Engineering Approach to Computer Networks, Addison Wesley, 1st edition, 2010.
2. Larry L. Peterson and Bruce S. Davie: Computer Networks – A Systems Approach, 5th Edition, Elsevier, 2010.
3. Alberto Leon-Garcia and Indra Widjaja: Communication Networks -Fundamental Concepts and Key Architectures, 2nd Edition Tata McGraw-Hill, 2004.

WEB LINKS:

1. <https://www.bits-pilani.ac.in/computer-networks-network-programming-lab/>
2. [What Is a Computer Network? Definition, Objectives, Components, Types, and Best Practices - Spiceworks](#)
3. [What is Computer Networking? - Networking in Computers Explained - AWS \(amazon.com\)](#)
4. [What is Computer Networking? - GeeksforGeeks](#)
5. [Prof Soumya Kanti Ghosh & Prof Sandip Chakraborty \(youtube.com\)](#)
6. [Introduction to Computer Networks \(youtube.com\)](#)



ADVANCED ENGLISH COMMUNICATION SKILLS LAB

B. Tech V Semester

L T P C
0 0 2 1

Subject Code: 22EN506HS

Course Objectives

1. To improve the students' fluency in English, through a well-developed vocabulary.
2. To read and comprehend texts in different contexts.
3. To communicate their ideas relevantly and coherently in writing.
4. To make students' industry ready.
5. To acquire behavioral skills for their personal and professional life.

Course Outcomes:

After completion of this course, the students will be able to:

1. Interpret the vocabulary to improve the fluency in English.
2. Comprehend effectively in different contexts.
3. Develop proficiency in academic reading and writing.
4. Increase possibilities of job prospects.
5. Communicate effectively in formal and informal contexts.

INTRODUCTION:

The introduction of the Advanced Communication Skills Lab is considered essential at 3rd year level. At this stage, the students need to prepare themselves for their careers which may require them to listen to, read, speak and write in English both for their professional and interpersonal communication in the globalized context.

The proposed course should be a laboratory course to enable students to use 'good' English and perform the following:

- Gathering ideas and information to organize ideas relevantly and coherently.
- Engaging in debates.
- Participating in group discussions.
- Facing interviews.
- Writing project/research reports/technical reports.
- Making oral presentations.
- Writing formal letters.
- Transferring information from non-verbal to verbal texts and vice-versa.
- Taking part in social and professional communication.

SYLLABUS:

The following course content to conduct the activities is prescribed for the Advanced English Communication Skills (AECS) Lab:

1. **Activities on Fundamentals of Inter-personal Communication and Building Vocabulary** - Starting a conversation – responding appropriately and relevantly – using the right body language
–RolePlayindifferentsituations&DiscourseSkills-usingvisuals-Synonyms and antonyms, wordroots, one-word substitutes, prefixes and suffixes, study of word origin, business vocabulary,analogy, idioms and phrases, collocations &usage of vocabulary.

2. **Activities on Reading Comprehension** –General Vs Local comprehension, reading for facts, guessing meanings from context, scanning, skimming, inferring meaning, critical reading & effective googling.
3. **Activities on Writing Skills** – Structure and presentation of different types of writing – letter writing/Resume writing/ e-correspondence/Technical report writing/ – planning for writing – improving one’s writing.
4. **Activities on Presentation Skills** – Oral presentations (individual and group) through JAM sessions/seminars/PPTs and written presentations through posters/projects/reports/e-mails/assignments etc.
5. **Activities on Group Discussion and Interview Skills** – Dynamics of group discussion, intervention, summarizing, modulation of voice, body language, relevance, fluency and organization of ideas and rubrics for evaluation- Concept and process, pre-interview planning, opening strategies, answering strategies, interview through tele-conference & videoconference and Mock Interviews.

MINIMUM REQUIREMENT:

The Advanced English Communication Skills (AECS) Laboratory shall have the following infrastructural facilities to accommodate at least 35 students in the lab:

- Spacious room with appropriate acoustics.
- Round Tables with movable chairs
- Audio-visual aids
- LCD Projector
- Public Address system
- P – IV Processor, Hard Disk – 80 GB, RAM–512 MB Minimum, Speed – 2.8 GHZ
- T. V, a digital stereo & Camcorder
- Headphones of High quality

SUGGESTED SOFTWARE:

The software consisting of the prescribed topics elaborated above should be procured and used.

- Oxford Advanced Learner’s Compass, 7th Edition
- DELTA’s key to the Next Generation TOEFL Test: Advanced Skill Practice.
- Lingua TOEFL CBT Insider, by Dream tech
- TOEFL & GRE (KAPLAN, AARCO & BARRONS, USA, Cracking GRE by CLIFFS)

TEXT BOOKS:

1. M Asharaf Rizvi, Effective Technical Communication, McGraw Hill Education, Second edition, 2017.
2. Stephen Bailey, Academic Writing: A Handbook for International Students, Routledge, 5th edition, 2017.

REFERENCE BOOKS:

1. V. Hemalatha Nagarajan, Shiv K.Kumar, Learn Correct English – Grammar, Composition and Usage, Pearson, 1st edition, 2005.
2. Aruna Koneru, Professional Communication, McGraw Hill Education (India) Pvt. Ltd, 2017.
3. Meenakshi Raman & Sangeeta Sharma, Technical Communication, 3rd edition, Oxford University Press, 2015.

4. Paul V. Anderson, Technical Communication, 9th edition, Cengage Learning pvt Ltd, New Delhi, 2017.
5. Michael McCarthy, Felicity O'Dell, English Vocabulary in Use Elementary Book with Answers and Enhanced eBook: Vocabulary Reference and Practice, Cambridge University Press, 3rd edition, 2017.
6. David A. McMurrey & Joanne Buckley, Handbook of Technical Communication, Cengage, 1st edition, 2012.
7. Leena Sen, Communication Skills, PHI, 2nd Revised edition, 2007.
8. Colm Downes, Cambridge English for Job-hunting, Cambridge University Press, 1st edition, 2008.
9. Aysha Vishwamohan, English for Technical Communication for Engineering Students, McGrawHill Education, 1st edition, 2008.

WEB LINKS:

1. <https://nptel.ac.in/courses/109104031>
2. <https://www.udemy.com/topic/english-conversation/?p=3>
3. <https://www.coursera.org/specializations/business-english>
4. [\(99+\) ADVANCED ENGLISH COMMUNICATION SKILLS LAB: Syllabus ADVANCED ENGLISH COMMUNICATION SKILLS LAB | Rock Rishi - Academia.edu](#)



UI DESIGN – FLUTTER**B. Tech V Semester****L T P C**
0 0 2 1**Subject Code: 22CS507PC****Course Objectives**

1. To learn installation of SDK of Flutter, Xcode and Android Emulator
2. To understanding Stateless and Stateful Widgets and Widget Tree
3. To know Dart basics.
4. To learn starter project template and widget tree.
5. To explore Application of Animation to app.

Course Outcomes:

After completion of this course, the students will be able to:

1. Install SDK of Flutter, Xcode and Android Emulator.
2. Create Stateless and Stateful Widgets and Packages.
3. Explore Dart basics.
4. Design starter project template and widget tree.
5. Implement Application of Animation to app.

UNIT - I

Introducing Flutter and Getting Started: Introducing Flutter, Defining Widgets and Elements, Understanding Widget Lifecycle Events, The Stateless Widget Lifecycle, The Stateful Widget Lifecycle, Understanding the Widget Tree and the Element Tree, Stateless Widget and Element Trees, Stateful Widget and Element Trees, Installing the Flutter SDK, Installing on mac OS, System Requirements, Get the Flutter SDK, Check for Dependencies, iOS Setup: Install Xcode, Android Setup: Install Android Studio, Set Up the Android Emulator, Installing on Windows, System Requirements, Get the Flutter SDK, Check for Dependencies, Install Android Studio, Set Up the Android Emulator, Installing on Linux, System Requirements, Get the Flutter SDK, Check for Dependencies, Install Android Studio, Set Up the Android Emulator, Configuring the Android Studio Editor.

UNIT - II

Creating a Hello World App: Setting Up the Project, Using Hot Reload, Using Themes to Style Your App, Using a Global App Theme, Using a Theme for Part of an App, Understanding Stateless and Stateful Widgets, Using External Packages, Searching for Packages, Using Packages

UNIT - III

Learning Dart Basics: Use of Dart, Commenting Code, Running the main() Entry Point, Referencing Variables, Declaring Variables, Numbers, Strings, Booleans, Lists, Maps, Runes, Using Operators, Using Flow Statements, if and else, ternary operator, for Loops, while and do-while, while and break, continue, switch and case, Using Functions, Import Packages, Using Classes, Class Inheritance, Class Mixins, Implementing Asynchronous Programming.

UNIT-IV

Creating a Starter Project Template: Creating and Organizing Folders and Files, Structuring Widgets.

Understanding the Widget Tree: Introduction to Widgets, Building the Full Widget Tree, Building a Shallow Widget Tree, Refactoring with a Constant, Refactoring with a Method, Refactoring with a Widget Class.

UNIT- V

Using Common Widgets: Using Basic Widgets, Safe Area, Container, Text, Rich Text, Column, Row, Column and Row Nesting, Buttons, Floating Action Button, Flat Button, Raised Button, Icon Button, Popup Menu Button, Button Bar, Using Images and Icons, Asset Bundle, Image, Icon, Using Decorators, Using the Form Widget to Validate Text Fields, Checking Orientation.

Adding Animation to an App: Using Animated Container, Using Animated Cross Fade, Using Animated Opacity, Using Animation Controlle, Using Staggered Animations.

TEXT BOOKS:

1. Marco L. Napoli, Beginning Flutter: A Hands-on Guide to App Development, 1st edition, Wrox publisher, 2019.
2. Alessandro Biessek, Thomas Bailey, Flutter for Beginners: An introductory guide to building cross-platform mobile applications with Flutter and Dart 2, 2nd edition, Packt Publishing Limited, 2021.

REFERENCE BOOKS:

1. Rap Payne, Beginning App Development with Flutter: Create Cross-Platform Mobile Apps, 1st edition, Apress, 2019.
2. Frank Zammetti, Practical Flutter: Improve your Mobile Development with Google's Latest Open-Source SDK, 1st edition, Apress, 2019.

WEB LINKS:

1. https://onlinecourses.nptel.ac.in/noc21_ar05/preview
2. <https://www.coursera.org/projects/googlecloud-getting-started-with-flutter-development-guo1q>
3. <https://www.udemy.com/course/the-complete-flutter-ui-course-build-amazing-mobile-ui/>
4. <https://iqonic.design/blog/8-best-flutter-ui-kits-free-ui-kits-and-templates/>

CMR
TECHNICAL CAMPUS

EXPLORE TO INVENT

INTELLECTUAL PROPERTY RIGHTS**B. Tech V Semester****L T P C****3 0 0 0****Subject Code: 20MC509IP****Course Objectives**

1. To explore intellectual property rights.
2. To outline the basics of trademarks.
3. To describe the copyrights and its laws.
4. To understand the nature of trade secrets and unfair competition.
5. To define the new developments of intellectual property rights.

Course Outcomes:

After completion of this course, the students will be able to:

1. Interpret intellectual property rights.
2. Identify different types of trademarks and related laws.
3. Explore copyrights and their laws.
4. Differentiate the trade secrets and unfair competition.
5. Impart the rules, laws, and properties of intellectual property rights.

UNIT – I**[7 Lectures]**

Introduction to Intellectual property: Introduction, types of intellectual property, international organizations, agencies and treaties, importance of intellectual property rights.

UNIT – II**[7 Lectures]**

Trademarks: Purpose and function of trademarks, acquisition of trademark rights, protectable matter, selecting, and evaluating trademark, trademark registration processes.

UNIT – III**[10 Lectures]**

Law of copy rights: Fundamental of copy right law, originality of material, rights of reproduction, rights to perform the work publicly, copy right ownership issues, copyright registration, notice of copy right, international copy right law.

Law of patents: Foundation of patent law, patent searching process, ownership rights and transfer

UNIT – IV**[8 Lectures]**

Trade Secrets: Trade secrete law, determination of trade secrete status, liability for misappropriations of trade secrets, protection for submission, trade secrete litigation.

Unfair competition: Misappropriation of right of publicity, false advertising.

UNIT – V**[8 Lectures]**

New development of intellectual property: new developments in trademark law; copy right law, patent law, intellectual property audits.

International overview on intellectual property, international – trademark law, copyright law, international patent law, and international development in trade secrets law.

TEXT BOOKS:

1. Deborah E. Bouchoux, Intellectual Property: The Law Of Trademarks Copyrights Patents And Trade Secrets, 4Th Edn, Cengage India, 2015.
2. Prabuddha ganguli, Intellectual property right – Unleashing the knowledge economy, McGraw Hill Education, 1st edition, 2017.

REFERENCE BOOKS:

1. William M. Landes, Richard A. Posner, The Economic Structure of Intellectual Property Law, Belknap Press, Illustrated edition, 2003.
2. Rami M. Olwan, Intellectual Property and Development: Theory and Practice, Springer-Verlag Berlin and Heidelberg GmbH & Co. K, 2013th edition, 2015.
3. V K Ahuja, Law Relating To Intellectual Property Rights, Lexis Nexis, Third edition, 2017.

WEB LINKS:

1. https://onlinecourses.nptel.ac.in/noc22_hs59/preview
2. <https://www.coursera.org/learn/introduction-intellectual-property>
3. <https://www.udemy.com/topic/intellectual-property/>
4. <https://allea.org/intellectual-property-rights/>
5. <https://www.stopfakes.gov/Online-Intellectual-Property-Training-Module>



MACHINE LEARNING**B. Tech VI Semester****L T P C****3 0 0 3****Subject Code: 22CS601PC****Prerequisites**

1. Knowledge of Data Mining, AI.
2. Knowledge of statistical methods.

Course Objectives

1. To introduce the basic concepts of Machine Learning techniques, hypothesis, and version spaces.
2. To learn machine learning problems for different applications.
3. To Understand the concept of Decision Tree and Ensemble Learning.
4. To gain knowledge on evolutionary computing algorithms for real-world problems.
5. To explore Reinforcement and Bayesian Learning techniques.

Course Outcomes:

After completion of this course, the students will be able to:

1. Distinguish between supervised, unsupervised, and semi-supervised learning techniques.
2. Predict the accuracy using Machine Learning Algorithms.
3. Build classifiers and design ensemble methods to increase classification accuracy.
4. Implement evolutionary computing algorithms for real-world problems.
5. Analyze Reinforcement Learning and Bayesian Networks.

UNIT – I**[12 Lectures]**

Learning – Types of Machine Learning – Supervised Learning – The Brain and the Neuron – Design a Learning System – Perspectives and Issues in Machine Learning – Concept Learning Task – Concept Learning as Search – Finding a Maximally Specific Hypothesis – Version Spaces and the Candidate Elimination Algorithm – Linear Discriminants: – Perceptron – Linear Separability – Linear Regression.

UNIT – II**[10 Lectures]**

Multi-layer Perceptron– Going Forwards – Going Backwards: Back Propagation Error – Multi-layer Perceptron in Practice – Examples of using the MLP – Overview – Deriving Back-Propagation – Radial Basis Functions and Splines – Concepts – RBF Network – Curse of Dimensionality – Interpolations and Basis Functions – Support Vector Machines

UNIT – III**[10 Lectures]**

Learning with Trees – Decision Trees – Constructing Decision Trees – Classification and Regression

Trees – Ensemble Learning – Boosting – Bagging – Different ways to Combine Classifiers – Basic Statistics – Gaussian Mixture Models – Nearest Neighbor Methods – Unsupervised Learning – K means Algorithms.

UNIT- IV**[9 Lectures]**

Dimensionality Reduction – Linear Discriminant Analysis – Principal Component Analysis – Factor

Analysis – Independent Component Analysis – Locally Linear Embedding – Isomap – Least Squares Optimization

Evolutionary Learning – Genetic algorithms – Genetic Offspring: - Genetic Operators – Using Genetic Algorithms

UNIT – V**[9 Lectures]**

Reinforcement Learning – Overview – Getting Lost Example

Markov Chain Monte Carlo Methods – Sampling – Proposal Distribution – Markov Chain Monte Carlo

– Graphical Models – Bayesian Networks – Markov Random Fields – Hidden Markov Models – Tracking Methods

TEXT BOOKS:

1. Stephen Marsland, —Machine Learning – An Algorithmic Perspective, Second Edition, Chapman and Hall/CRC Machine Learning and Pattern Recognition Series, 2014.
2. Tom M. Mitchell, Machine Learning, McGraw Hill Education, First Edition, 2017.

REFERENCE BOOKS:

1. Peter Flach, —Machine Learning: The Art and Science of Algorithms that Make Sense of Data, First Edition, Cambridge University Press, 2012.
2. Jason Bell, —Machine learning – Hands on for Developers and Technical Professionals, First Edition, Wiley, 2014.
3. Ethem Alpaydin, Introduction to Machine Learning, MIT Press, Fourth Edition, 2020.
4. Mehryar Mohri, Afshin Rostamizadeh, Ameet Talwalkar, Foundations of Machine Learning, Second Edition, MIT Press, 2018.

WEB LINKS:

1. <https://www.udemy.com/course/machine-learning-foundation-with-practical-approaches/>
2. <https://mll.iiit.ac.in/>
3. https://onlinecourses.nptel.ac.in/noc23_ee87/preview
4. <https://www.javatpoint.com/machine-learning>

EXPLORE TO INVENT

FORMAL LANGUAGES AND AUTOMATA THEORY

B. Tech. VI Semester

L T P C
3 0 0 3

Subject Code: 22CS602PC

Prerequisites:

1. A Course on “Discrete Mathematics”.
2. A Course on “Data Structures”.

Course Objectives

1. To understand deterministic and non-deterministic machines.
2. To introduce the fundamental concepts of formal languages with regular expressions.
3. To understand the grammars and automata theory languages.
4. To introduce the normal forms of grammar.
5. To understand the differences between decidability and un-decidability

Course Outcomes:

After completion of this course, the students will be able to:

1. Recognize abstract machines and their languages.
2. Design the finite state machines using regular expressions.
3. Implement context-free grammar for formal languages.
4. Apply normalization to context-free grammar.
5. Distinguish between decidability and un-decidability problems.

UNIT – I

[10 Lectures]

Introduction to Finite Automata: Structural Representations, Automata and Complexity, the Central Concepts of Automata Theory – Alphabets, Strings, Languages, Problems.

Nondeterministic Finite Automata: Formal Definition, an application, Text Search, Finite Automata with Epsilon-Transitions.

Deterministic Finite Automata: Definition of DFA, How A DFA Process Strings, The language of DFA, Conversion of NFA with ϵ -transitions to NFA without ϵ -transitions. Conversion of NFA to DFA, Moore and Melay machines

UNIT – II

[12 Lectures]

Regular Expressions: Finite Automata and Regular Expressions, Applications of Regular Expressions, Algebraic Laws for Regular Expressions, Conversion of Finite Automata to Regular Expressions.

Pumping Lemma for Regular Languages, Statement of the pumping lemma, Applications of the Pumping Lemma.

Closure Properties of Regular Languages: Closure properties of Regular languages, Decision Properties of Regular Languages, Equivalence and Minimization of Automata.

UNIT – III

[10 Lectures]

Context-Free Grammars: Definition of Context-Free Grammars, Derivations Using a Grammar, Leftmost and Rightmost Derivations, the Language of a Grammar, Sentential Forms, Parse Tree, Applications of Context-Free Grammars, Ambiguity in Grammars and Languages.

Push Down Automata: Definition of the Pushdown Automaton, the Languages of a PDA, Equivalence of PDA's and CFG's, Acceptance by final state, Acceptance by empty stack, Deterministic Pushdown Automata. From CFG to PDA, From PDA to CFG.

UNIT – IV**[12 Lectures]**

Normal Forms for Context-Free Grammars: Eliminating useless symbols, Eliminating ϵ -Productions. Chomsky Normal form Griebach Normal form.

Pumping Lemma for Context-Free Languages: Statement of pumping lemma, Applications

Closure Properties of Context-Free Languages: Closure properties of CFL's, Decision Properties of CFL's

Turing Machines: Introduction to Turing Machine, Formal Description, Instantaneous description, The language of a Turing machine

UNIT – V**[10 Lectures]**

Types of Turing machine: Turing machines and halting

Undecidability: Undecidability, A Language that is Not Recursively Enumerable, An Undecidable Problem That is RE, Undecidable Problems about Turing Machines, Recursive languages, Properties of recursive languages, Post's Correspondence Problem, Modified Post Correspondence problem, Other Undecidable Problems, Counter machines.

TEXT BOOKS:

1. John E. Hopcroft, Rajeev Motwani, Jeffrey D. Ullman, Introduction to Automata Theory, Languages, and Computation, Pearson Education India, 3rd edition, 2008.
2. Mishra K.L.P, Theory of Computer Science – Automata languages and computation, Prentice Hall India Learning Private Limited, 3rd edition, 2006.

REFERENCE BOOKS:

1. John Martin, Introduction to Languages and The Theory of Computation, McGraw-Hill Higher Education, 3rd edition, 2002.
2. Daniel I.A. Cohen, Introduction to Computer Theory, John Wiley, 2nd edition, 1996.
3. P. K. Srimani, Nasir S. F. B, A Textbook on Automata Theory, Cambridge University Press, 2007.
4. Michael Sipser, Introduction to the Theory of Computation, 3rd edition, Cengage Learning, 2012.
5. Kamala Krithivasan, Rama R, Introduction to Formal languages Automata Theory and Computation, Pearson, 1st edition, 2009.

WEB LINKS:

1. <https://archive.nptel.ac.in/courses/106/106/106106049/>
2. <https://www.coursera.org/courses?query=theory%20of%20computation>
3. <https://www.udemy.com/course/formal-languages-and-automata-theory/>
4. <https://www.classcentral.com/course/coding-stanford-university-automata-theory-3765>.
<https://link.springer.com/book/10.1007/978-3-031-43973-5>
5. <https://www.youtube.com/playlist?list=PLYT7YDStBQmHSRKRnApTqqo2FRIMsoHw>

BUSINESS ECONOMICS AND FINANCIAL ANALYSIS

B. Tech VI Semester

L T P C
3 0 0 3

Subject Code: 22MB603HS

Course Objective:

1. Understand the basic Business types, the impact of the Economy Businesses and Firms specifically.
2. Learn the market demand and supply.
3. Gain knowledge of the production theories and cost analysis while dealing with the concept of BEA.
4. Analyze the Business from the Financial Perspective.
5. Interpret the performance of the business with the help of ratios.

Course Outcome:

After completion of this course, the students will be able to:

1. Understand the various Forms of Business and the impact of economic variables on the Business.
2. Comprehend the demand and supply analysis.
3. Explore the usage of pricing strategies in PLC.
4. Maintaining the financial accounts of a firm or company.
5. Monitoring the business operations through ratios.

UNIT – I

[10 Lectures]

Introduction to Business and Economics:

Business: Structure of Business Firm, Theory of Firm, Types of Business Entities, Limited Liability Companies, Sources of Capital for a Company, Non-Conventional Sources of Finance.

Economics: Significance of Economics, Micro and Macro Economic Concepts, Concepts and Importance of National Income, Inflation, Money Supply in Inflation, Business Cycle, Features and Phases of Business Cycle. Nature and Scope of Business Economics, Role of Business Economist, Multidisciplinary nature of Business Economics.

UNIT – II

[8 Lectures]

Demand and Supply Analysis:

Elasticity of Demand: Elasticity, Types of Elasticity, Law of Demand, Measurement and Significance of Elasticity of Demand, Factors affecting Elasticity of Demand, Elasticity of Demand in decision making, Demand Forecasting: Characteristics of Good Demand Forecasting, Steps in Demand Forecasting, Methods of Demand Forecasting.

Supply Analysis: Determinants of Supply, Supply Function & Law of Supply.

UNIT – III

[10 Lectures]

Production, Cost, Market Structures & Pricing:

Production Analysis: Factors of Production, Production Function, Production Function with one variable input, two variable inputs, Returns to Scale, Different Types of Production Functions.

Cost analysis: Types of Costs, Short run and Long run Cost Functions.

Market Structures: Nature of Competition, Features of Perfect competition, Monopoly, Oligopoly, Monopolistic Competition.

Pricing: Types of Pricing, Product Life Cycle based Pricing, Break Even Analysis, Cost Volume Profit Analysis.

UNIT -IV**[10 Lectures]**

Financial Accounting: Accounting concepts and Conventions, Accounting Equation, Double-Entry system of Accounting, Rules for maintaining Books of Accounts, Journal, Posting to Ledger, Preparation of Trial Balance, Elements of Financial Statements, Preparation of Final Accounts.

UNIT – V**[8 Lectures]**

Financial Analysis through Ratios: Concept of Ratio Analysis, Liquidity Ratios, Turnover Ratios, Profitability Ratios, Proprietary Ratios, Solvency, Leverage Ratios (simple problems).

TEXT BOOKS:

1. D.D. Chaturvedi, S.L. Gupta, Business Economics - Theory and Applications, International Book House Pvt. Ltd., 2013.
2. Dhanesh K Khatri, Financial Accounting, Tata McGraw Hill, 2011.
3. Geethika Ghosh, Piyali Gosh, Purba Roy Choudhury, Managerial Economics, 2e, Tata McGraw Hill Education Pvt. Ltd., 2012.

REFERENCE BOOKS:

1. Paresh Shah, Financial Accounting for Management 2e, Oxford Press, 2015.
2. S. N. Maheshwari, Sunil K Maheshwari, Sharad K Maheshwari, Financial Accounting, 5e, Vikas Publications, 2013.

WEB LINKS:

1. <https://nptel.ac.in/courses/110101005>
2. <https://www.coursera.org/specializations/managerial-economics-business-analysis>
3. <https://www.udemy.com/course/engineering-economics-take-decision-between-alternatives/>
4. <https://www.classcentral.com/course/youtube-mefa-managerial-economics-financial-analysis-91420>
5. <https://www.emerald.com/insight/publication/issn/1569-3759>



CMR
TECHNICAL CAMPUS

EXPLORE TO INVENT

FULL STACK DEVELOPMENT (Professional Elective - III)**B. Tech VI Semester****L T P C****3 0 0 3****Subject Code: 22CS631PE****Prerequisites:**

1. A Course on “Object Oriented Programming”.
2. A Course on “Web Technologies”.

Course Objectives:

1. To learn the core concepts of Full Stack Development.
2. To understand the front-end programming like Data, Files, Http Requests and Responses using node.js.
3. To know the storing and processing huge data and connects with NodeJS application using MangoDB.
4. To provide an in-depth study of Angular Services in Web Applications.
5. To explore interactive user interfaces with react structure.

Course Outcomes:

After completion of this course, the students will be able to:

1. Develop Full stack components for developing web application.
2. Apply packages of NodeJS to work with Data, Files, Http Requests and Responses.
3. Prepare MongoDB database for storing and processing huge data and connects with NodeJS application.
4. Design faster and effective single page applications using Express and Angular.
5. Create interactive user interfaces with react components.

UNIT- I:**[9 Lectures]**

Introduction to Full Stack Development: Understanding the Basic Web Development Framework- User, Browser, Webserver, Backend Services, Full Stack Components - Node.js, MongoDB, Express, React, Angular. Java Script Fundamentals, NodeJS- Understanding Node.js, Installing Node.js, Working with Node Packages, creating a Node.js Application, Understanding the Node.js Event Model, Adding Work to the Event Queue, Implementing Callbacks.

UNIT- II:**[9 Lectures]**

Node.js: Working with JSON, Using the Buffer Module to Buffer Data, Using the Stream Module to Stream Data, Accessing the File System from Node.js- Opening, Closing, Writing, Reading Files and other File System Tasks. Implementing HTTP Services in Node.js- Processing URLs, Processing Query Strings and Form Parameters, Understanding Request, Response, and Server Objects, Implementing HTTP Clients and Servers in Node.js, Implementing HTTPS Servers and Clients. Using Additional Node.js Modules-Using the os Module, Using the util Module, Using the dns Module, Using the crypto Module.

UNIT-III:**[8 Lectures]**

MongoDB: Need of NoSQL, Understanding MongoDB, MongoDB Data Types, Planning Your Data Model, Building the MongoDB Environment, Administering User Accounts, Configuring Access Control, Administering Databases, Managing Collections, Adding the MongoDB Driver to Node.js, Connecting to MongoDB from Node.js, Understanding the Objects Used in the MongoDB Node.js Driver, Accessing and Manipulating Databases, Accessing and Manipulating Collections.

UNIT- IV:**[10 Lectures]**

Express and Angular: Getting Started with Express, Configuring Routes, Using Requests Objects, Using Response Objects. Angular: importance of Angular, Understanding Angular, creating a Basic Angular Application, Angular Components, Expressions, Data Binding, Built-in Directives, Custom Directives, Implementing Angular Services in Web Applications.

UNIT- V:**[10 Lectures]**

React: Need of React, Simple React Structure, The Virtual DOM, React Components, Introducing React Components, Creating Components in React, Data and Data Flow in React, Rendering and Life Cycle Methods in React, Working with forms in React, integrating third party libraries, Routing in React.

TEXT BOOKS:

1. Brad Dayley, Brendan Dayley, Caleb Dayley., Node.js, MongoDB and Angular Web Development, 2nd Edition, Addison-Wesley, 2019.
2. Mark Tielens Thomas, React in Action, 1st Edition, Manning Publications, 2018.
3. Jon Duckett, Web Design with HTML, CSS, JavaScript and JQuery Set, Wiley, Pck edition, 2014.
4. Robin Nixon, Learning PHP, MySQL & JavaScript: A Step-by-Step Guide to Creating Dynamic Websites (Learning PHP, MYSQL, Javascript, CSS & HTML5), O'Reilly Media, 6th edition, 2021.
5. Azat Mardan, Full Stack JavaScript: Learn Backbone.js, Node.js, and MongoDB, APress, 2nd ed. edition, 2018.

REFERENCE BOOKS:

1. Vasan Subramanian, Pro MERN Stack, Full Stack Web App Development with Mongo, Express, React, and Node, 2nd Edition, Apress, 2019.
2. Chris Northwood, The Full Stack Developer: Your Essential Guide to the Everyday Skills Expected of a Modern Full Stack Web Developer', 1st edition, Apress, 2018.
3. Kirupa Chinnathambi, Learning React: A Hands-On Guide to Building Web Applications Using React and Redux, 2nd edition, Addison-Wesley Professional, 2018.
4. Eric Bush, Full-Stack JavaScript Development: Develop, Test and Deploy with Mongoddb, Express, Angular and Node on Aws, Red Sky, 2016.
5. Tomasz Dyl, Kamil Przeorski, Maciej Czarnecki, Mastering Full Stack React Web Development, Packt Publishing Limited, 2016.

WEB LINKS:

1. <https://www.fullstacklabs.co/>
2. (2) (PDF) Full Stack Web Development with Hands-On Lab (researchgate.net)
3. <https://www.udemy.com/course/the-practical-introduction-to-web-development/>
4. <https://www.coursera.org/learn/the-full-stack>

INTERNET OF THINGS (Professional Elective - III)**B. Tech VI Semester****L T P C**
3 0 0 3**Subject Code: 22CS632PE****Prerequisites:**

1. A Course on “Python Programming”.
2. A Course on “Computer Organization”.
3. A Course on “Computer Networks”.

Course Objectives:

1. To introduce the terminology, technology and applications of IoT in different Domains.
2. To understand the concept of M2M (Machine to Machine) with necessary protocols used in IoT.
3. To learn the Python Programming Language used in many IoT Devices.
4. To know the Raspberry PI platform and different API's that are widely used in IoT applications.
5. To explore case studies for different domains.

Course Outcomes:

After completion of this course, the students will be able to:

1. Interpret the impact and challenges posed by IoT in different domains leading to new architectural models.
2. Compare and Contrast the deployment of smart objects and the technologies to connect them in M2M network with necessary protocols.
3. Implement Python Programs to operate different IoT Devices.
4. Expertise Raspberry PI platform and different APIs used in various IoT applications.
5. Solve different real-time case studies and identify the IoT applications in Industry.

UNIT – I**[13 Lectures]**

Introduction to Internet of Things –Definition and Characteristics of IoT, Physical Design of IoT, Logical Design of IoT, IoT Enabling Technologies, IoT Levels and Deployment Templates
Domain Specific IoTs – Home automation, Environment, Agriculture, Health and Lifestyle

UNIT – II**[8 Lectures]**

IoT and M2M – M2M, Difference between IoT and M2M, SDN and NFV for IoT,
IoT System Management with NETCOZF, YANG- Need for IoT system Management, Simple Network management protocol, Network operator requirements, NETCONF, YANG, IoT Systems Management with NETCONF-YANG

UNIT – III**[10 Lectures]**

IoT Systems – Logical design using Python-Introduction to Python – Python Data types & Data structures, Control flow, Functions, Modules, Packaging, File handling, Data/Time operations, Classes, Exception, Python packages of Interest for IoT

UNIT – IV**[8 Lectures]**

IoT Physical Devices and Endpoints - Raspberry Pi, Linux on Raspberry Pi, Raspberry Pi Interfaces, Programming Raspberry PI with Python, Other IoT devices.

IoT Physical Servers and Cloud Offerings – Introduction to Cloud Storage models and communication APIs, WAMP-AutoBahn for IoT, Xively Cloud for IoT, Python web application framework –Django, Designing a RESTful web API

UNIT – V**[8 Lectures]**

Case studies- Home Automation, Environment-weather monitoring-weather reporting- air pollution monitoring, Agriculture.

TEXT BOOKS:

1. Arshdeep Bahga, Vijay Madisetti, Internet of Things: A Hands-On Approach, Universities Press, 2015.
2. Matt Richardson, Shawn Wallace, Getting Started with Raspberry Pi, O'Reilly, 1st Edition, 2013.

REFERENCE BOOKS:

1. Raj Kamal, INTERNET OF THINGS (IOT): Architecture and Design Principles, McGraw Hill, 2nd Edition, 2022.
2. Arshdeep Bahga, Vijay Madisetti, Internet of Things: A Hands-On Approach, Vijay Madisetti, 2014.
3. Adrian McEwen, Hakim Cassimally, Designing the Internet of Things, Wiley, 1st edition, 2013.

WEB LINKS:

1. https://onlinecourses.nptel.ac.in/noc22_cs53/preview
2. <https://www.coursera.org/specializations/iot>
3. <https://www.udemy.com/topic/internet-of-things/>
4. <https://www.classcentral.com/report/iot-free-online-courses/>
5. <https://www.mygreatlearning.com/iot/free-courses>
6. https://www.youtube.com/watch?v=WUYAjsxnwjU4&list=PLJ5C_6qdAvBG7SHg5mLOQq6bzF-sOPu3k
7. <https://www.youtube.com/watch?v=Ic63-yf-uc&list=PL3uLubnzL2Tm5PAw88N1jR9MLTJpuPEnX>
8. https://www.youtube.com/watch?v=APH6Nrar27w&list=PLYwpaL_SFmcB8fDd64B8SkJiPpElzpCzC
9. <https://www.youtube.com/watch?v=om-5QTbLCCs&list=PLgwJf8NK-2e6FvFUItZbGYnKiqjrlLpCb>

TECHNICAL CAMPUS

EXPLORE TO INVENT

SCRIPTING LANGUAGES (Professional Elective - III)**B. Tech VI Semester****L T P C**
3 0 0 3**Subject Code: 22CS633PE****Prerequisites:**

1. A course on “Computer Programming and Data Structures”
2. A course on “Object-Oriented Programming Concepts”

Course Objectives:

1. To understand the web service architecture and applications.
2. To introducing Ruby scripting.
3. To understand the basics of PERL programming.
4. To illustrate the advanced programming in PERL.
5. To Learn TCL.

Course Outcomes:

After completion of this course, the students will be able to:

1. Comprehend the SOAP architecture and web services.
2. Extend the Ruby scripting language.
3. Apply the basic Perl programming language.
4. Implement the advanced programming in PERL.
5. Develop TCL programming and select an appropriate language for solving a given problem.

UNIT – I**[12 Lectures]**

Introduction: Ruby, Rails, The structure and Execution of Ruby Programs, Package Management with RUBYGEMS, Ruby and web: Writing CGI scripts, cookies, Choice of Web servers, SOAP and web services

RubyTk: Simple Tk Application, widgets, Binding events, Canvas, scrolling.

UNIT – II**[8 Lectures]**

Extending Ruby: Ruby Objects in C, the Jukebox extension, Memory allocation, Ruby Type System, Embedding Ruby to Other Languages, Embedding a Ruby Interpreter.

UNIT – III**[10 Lectures]**

Introduction to Scripting and PERL: Scripts and Programs, Origin of Scripting, Scripting Today, Characteristics of Scripting Languages, Uses for Scripting Languages, Web Scripting, and the universe of Scripting Languages. PERL- Names and Values, Variables, Scalar Expressions, Control Structures, arrays, list, hashes, strings, pattern and regular expressions, subroutines.

UNIT – IV**[10 Lectures]**

Advanced Perl: Finer points of looping, pack and unpack, file system, eval, data structures, packages, modules, objects, interfacing to the operating system, Creating Internet ware applications, Dirty Hands Internet Programming, security Issues.

UNIT – V**[12 Lectures]**

TCL: TCL Structure, syntax, Variables and Data in TCL, Control Flow, Data Structures, input/output, procedures, strings, patterns, files, Advance TCL- eval, source, exec and up level commands, Name spaces, trapping errors, event driven programs, making applications internet aware, Nuts and Bolts Internet Programming, Security Issues, C Interface.

Tk: Tk-Visual Tool Kits, Fundamental Concepts of Tk, Tk by example, Events and Binding, Perl-Tk.

TEXT BOOKS:

1. David Barron, The World of Scripting Languages, Wiley Publications, 2009.
2. David Flanagan, Yukihiro Matsumoto, The Ruby Programming Language: Everything You Need to Know, O'Reilly Media, 2008.
3. Dave Thomas, Chad Fowler, Andy Hunt, Programming Ruby: The Pragmatic Programmers' Guide, Pragmatic Bookshelf, 2nd edition, 2004.

REFERENCE BOOKS:

1. J. Lee and B. Ware, Open Source Development with LAMP: Using Linux, Apache, MySQL, Perl, and PHP, Pearson Technology Group, 1st edition, 2002.
2. E. Quigley, Perl by Example, Prentice Hall, 5th edition, 2014.
3. Larry Wall, T. Christiansen and J. Orwant, Programming Perl, O'Reilly Media, 3rd edition, 2000.
4. Ousterhout, Tcl and the Tk Tool kit, Pearson Education, 2nd edition, 2010.

WEB LINKS:

1. <https://archive.nptel.ac.in/courses/117/106/117106113/>
2. <https://www.udemy.com/course/scripting-for-beginner/>
3. <https://freevideolectures.com/blog/free-courses-learn-scripting-language/>
4. <https://techenclave.com/threads/programming-and-scripting-links-and-resources.1325/>
5. <https://www.autoitscript.com/site/autoit/>
6. https://www.tutorialspoint.com/ruby/ruby_overview.htm

TECHNICAL CAMPUS

EXPLORE TO INVENT

MOBILE APPLICATION DEVELOPMENT (Professional Elective - III)**B. Tech VI Semester****L T P C**
3 0 0 3**Subject Code: 22CS634PE****Prerequisites:**

1. A Course on “JAVA programming”
2. A Course on “DBMS”

Course Objectives

1. To demonstrate their understanding of the fundamentals of Android operating systems.
2. To improve the skills of using Android software development tools.
3. To learn to broadcast and notifications on a mobile platform.
4. To explore persistent storage.
5. To understand database for mobile applications.

Course Outcomes:

After completion of this course, the students will be able to:

1. Work on Android OS Practically.
2. Apply the concepts of mobile applications and user interfaces on Android.
3. Develop the broadcast and notifications on mobile applications.
4. Create persistent storage for Android Applications.
5. Design database for mobile Android Applications.

UNIT – I**[12 Lectures]**

Introduction to Android Operating System: Android OS design and Features Android development framework, SDK features, Installing and running applications on Android Studio, Creating AVDs, Types of Android applications, Best practices in Android programming, Android tools

Android application components: Android Manifest file, Externalizing resources like values, themes, layouts, Menus etc, Resources for different devices and languages, Runtime Configuration Changes Android Application Lifecycle – Activities, Activity lifecycle, activity states, monitoring state changes

UNIT – II**[12 Lectures]**

Android User Interface: Measurements – Device and pixel density independent measuring UNIT - s Layouts – Linear, Relative, Grid and Table Layouts

User Interface (UI) Components: Editable and non-editable Text Views, Buttons, Radio and Toggle Buttons, Checkboxes, Spinners, Dialog and pickers

Event Handling: Handling clicks or changes of various UI components.

Fragments: Creating fragments Lifecycle of fragments, Fragment states, Adding fragments to Activity, adding, removing and replacing fragments with fragment transactions, interfacing between fragments and Activities, Multi-screen Activities

UNIT – III**[10 Lectures]**

Intents and Broadcasts: Intent–Using intents to launch Activities, Explicitly starting new Activity, Implicit Intents, Passing data to Intents, Getting results from Activities, Native Actions, using Intent to dial a number or to send SMS

Broadcast Receivers: Using Intent filters to service implicit Intents, Resolving Intent filters, finding and using Intents received within an Activity.

Notifications: Creating and Displaying notifications, Displaying Toasts

UNIT – IV**[8 Lectures]**

Persistent Storage: Files – Using application specific folders and files, creating files, reading data from files, listing contents of a directory Shared Preferences – Creating shared preferences, saving and retrieving data using Shared Preference

UNIT – V**[8 Lectures]**

Database: Introduction to SQLite database, creating and opening a database, creating tables, inserting retrieving and deleting data, Registering Content Providers, using content Providers (insert, delete, retrieve and update)

TEXT BOOKS:

1. Reto Meier, Professional Android 4 Application Development, Wiley India, 2012.
2. James C Sheusi, Android Application Development for Java Programmers, Cengage Learning, 1st edition, 2013.
- 3.

REFERENCE BOOKS:

1. Wei-Meng Lee, Beginning Android 4 Application Development, Wiley India, 2012.
2. Neil Smyth, Android Studio 4.2 Development Essentials - Java Edition, Payload Media, Inc., 2021.

WEB LINKS:

1. https://onlinecourses.swayam2.ac.in/nou21_ge41/preview
2. <https://www.coursera.org/courses?query=mobile%20app%20development>
3. <https://www.udemy.com/topic/mobile-development/>
4. <https://www.mygreatlearning.com/mobile-app-development/free-courses>
5. <https://techreviewer.co/blog/best-free-open-source-app-development-software-solutions>



SOFTWARE TESTING METHODOLOGIES (Professional Elective - III)**B. Tech VI Semester****L T P C**
3 0 0 3**Subject Code: 22CS635PE****Prerequisites:** A course on “Software Engineering”**Course Objectives**

1. To introduce the concepts in software testing such as testing process, criteria, strategies, and methodologies.
2. To understand the transaction flow, data flow and domain testing techniques.
3. To explore the logic-based testing technique.
4. To describe the testing based on state graphs and transitions.
5. To know the software test automation and management using the latest tools.

Course Outcomes:

After completion of this course, the students will be able to:

1. Compare and contrast the various testing strategies.
2. Impart skills to perform dataflow testing and domain testing strategies.
3. Detect anomalies and build decision tables and KV charts.
4. Apply the graph-based testing metrics to its application.
5. Implement test cases using any automated testing tools (Jmeter or WinRunner).

UNIT – I**[8 Lectures]****Introduction:** Purpose of testing, dichotomies, a model for testing, consequences of bugs, the taxonomy of bugs.**Flow graphs and Path testing:** Basics concepts of path testing, predicates, path predicates and achievable paths, path sensitizing, path instrumentation, application of path testing.**UNIT – II****[12 Lectures]****Transaction Flow Testing:** transaction flows, transaction flow testing techniques.**Dataflow testing:** Basics of data flow testing, strategies in data flow testing, application of data flow testing.**Domain Testing:** domains and paths, Nice & ugly domains, domain testing, domains and interfaces testing, domain and interface testing, domains and testability.**UNIT – III****[11 Lectures]****Paths, Path products and Regular expressions:** path products & path expression, reduction procedure, applications, regular expressions & flow anomaly detection.**Logic-Based Testing:** overview, decision tables, path expressions, kV charts, specifications.**UNIT – IV****[8 Lectures]****State, State Graphs and Transition testing:** state graphs, good & bad state graphs, state testing, Testability tips.**UNIT – V****[9 Lectures]****Graph Matrices and Application:** Motivational overview, matrix of graph, relations, power of a matrix, node reduction algorithm, building tools. (Student should be given exposure to a tool like JMeter or Winrunner).

TEXT BOOKS:

1. Baris Beizer, Software Testing Techniques, second edition, Dreamtech, 2002.
2. Dr. K. V. K. K. Prasad, Software Testing Tools, Software Testing Tools: Covering WinRunner, Silk Test, LoadRunner, Jmeter and Test Director with Case Studies, Dreamtech Press, 1st edition, 2004.

REFERENCE BOOKS:

1. Brian Marick, The Craft of Software Testing: Subsystems Testing Including Object-Based and Object-Oriented Testing, Pearson India, 1st edition, 2007.
2. Edward Kit, Software Testing In The Real World: Improving The Process, Pearson India, 1st edition, 2002.
3. William E. Perry, Effective Methods for Software Testing, John Wiley & Sons, 3rd ed. edition, 1995.
4. Glenford J. Myers, Corey Sandler, Tom Badgett, The Art of Software Testing, John Wiley & Sons, 3rd edition, 2011.

WEB LINKS:

1. https://onlinecourses.nptel.ac.in/noc22_cs61/preview
2. <https://www.coursera.org/courses?query=software%20testing>
3. <https://www.udemy.com/courses/development/software-testing/>
4. <https://www.mygreatlearning.com/academy/learn-for-free/courses/software-testing-fundamentals1>
5. <https://smartbear.com/learn/automated-testing/software-testing-methodologies/>



MACHINE LEARNING LAB**B. Tech VI Semester****L T P C**
0 0 2 1**Subject Code: 22CS604PC****Corequisite:** A Course on “Machine Learning”.**Course Objective:**

1. To overview of the various machine learning techniques using python.
2. To understand the data analysis using ML techniques.
3. To understand the complexity of Machine Learning algorithms and their limitations.
4. To prepare students to become Familiarity with Python programming in AI environment.
5. To train Students with Python programming to comprehend, analyze, design, and create AI platforms and solutions for real-life problems.

Course Outcomes:

After completion of this course, the students will be able to:

1. Perform experiments in Machine Learning using real-world data.
2. Apply the modern notions in data analysis-oriented computing.
3. Practice common Machine Learning algorithms and implement their own.
4. Implement python programming in AI environment.
5. Build predictive models from data and analyze their performance.

List of Experiments

1. Write a python program to compute Central Tendency Measures: Mean, Median, Mode
Measure of Dispersion: Variance, Standard Deviation
2. Study of Python Basic Libraries such as Statistics, Math, Numpy and Scipy
3. Study of Python Libraries for ML application such as Pandas and Matplotlib
4. Write a Python program to implement Simple Linear Regression
5. Implementation of Multiple Linear Regression for House Price Prediction using sklearn
6. Implementation of Decision tree using sklearn and its parameter tuning
7. Implementation of KNN using sklearn
8. Implementation of Logistic Regression using sklearn
9. Implementation of K-Means Clustering
10. Performance analysis of Classification Algorithms on a specific dataset (Mini Project)

TEXT BOOKS:

1. Aurelien Geron, Hands-On Machine Learning with Scikit-Learn and TensorFlow, Oreilly, March 2017.
2. Dr. M Gopal, Applied Machine Learning, 1st Edition, McGraw-Hill, 2001.

REFERENCE BOOKS:

1. Stephen Marshland, Machine Learning: An Algorithmic Perspective, Chapman and Hall/CRC, 2nd edition, 2014.
2. Davy Cielen, Arno Meysman, Mohamed Ali, Introducing Data Science: Big Data, Machine Learning, and More, Using Python Tools, Manning Publications, First Edition, 2016.

WEB LINKS:

1. <https://deepakdvallur.weebly.com/machine-learning-laboratory.html>
2. <https://ml.informatik.uni-freiburg.de/>
3. <https://www.udemy.com/course/machine-learning-foundation-with-practical-approaches/>
4. <https://mll.iit.ac.in/>

ARTIFICIAL INTELLIGENCE LAB**B.Tech. VI Semester****L T P C****0 0 2 1****Subject Code: 22CS605PC****Course Objectives:**

1. To become familiar with basic principles of AI toward problem solving, knowledge representation, and learning.
2. To learn simple arithmetic, facts and queries implementation programs.
3. To understand solutions for monkey banana, tower of Hanoi, 8-puzzle, and 8-queens problems.
4. To know the solution of travelling salesman problem.
5. To explore the water jug problem.

Course Outcomes:

After completion of this course, the students will be able to:

1. Apply basic principles of AI in solutions that require problem solving, knowledge representation, and learning.
2. Possess the skill for representing knowledge using the appropriate technique.
3. Implement AI techniques to solve problems of Game Playing.
4. Solve the problems of monkey banana, tower of Hanoi, 8-puzzle, and 8-queens using AI.
5. Design solution for travelling salesman and water jug problems.

List of Experiments

Write a Program to Implement the following using Python.

1. Breadth First Search
2. Depth First Search
3. Tic-Tac-Toe game
4. 8-Puzzle problem
5. Water-Jug problem
6. Travelling Salesman Problem
7. Tower of Hanoi
8. Monkey Banana Problem
9. Alpha-Beta Pruning
10. 8-Queens Problem

TEXT BOOKS:

1. Stuart Russell and Peter Norvig, Artificial Intelligence: A Modern Approach, Third Edition, 2010, Pearson Education, Inc.
2. Kevin Knight, Elaine Rich, Shivashankar B. Nair, ARTIFICIAL INTELLIGENCE, McGraw Hill Education, 3rd edition, 2017
3. Ela Kumar, Artificial Intelligence, Dreamtech Press, 2020.

REFERENCE BOOKS:

1. Winston, Artificial Intelligence, Pearson, 3rd edition, 1992.
2. Shivani Goel, Express Learning - Artificial Intelligence, Pearson Education India, First Edition, 2013.
3. Cherry Bhargava, Pradeep Kumar Sharma, Artificial Intelligence: Fundamentals and Applications, CRC Press, 1st edition, 2021.
4. Lavika Goel, Artificial Intelligence: Concepts and Applications, Wiley, 2021.

WEB LINKS:

1. <https://www.amity.edu/aiit/AUN-Research-Lab/AILAB/index.html>
2. <https://nielit.gov.in/chandigarh/content/ai-lab>
3. <https://iiitbh.ac.in/ai-lab>
4. <https://www.srmist.edu.in/lab/artificial-intelligence-lab/>
5. <https://www.robotlab.com/ai-lab>



FULL STACK DEVELOPMENT LAB (Professional Elective - III)**B. Tech VI Semester****L T P C**
0 0 2 1**Subject Code: 22CS631PL****Pre-Requisites:**

1. A Course on “Object Oriented Programming”.
2. A Course on “Web Technologies”.

Corequisite: A Course on “Full Stack Development”.**Course Objectives:**

1. To introduce implementation of Forms, inputs and Services using Angular JS.
2. To learn how to develop a simple web application using Nodejs, Angular JS and Express. 3.To know the implementation of data models using MongoDB.
3. To explore react services and applications.
4. To understand creation of real time web applications.

Course Outcomes:

After completion of this course, the students will be able to:

1. Design flexible and responsive Web applications using Node JS, React, Express and Angular. Impart the front end and back-end Tools.
2. Perform CRUD operations with MongoDB on huge amount of data. 4.Develop real time applications using react components.
3. Use various full stack modules to handle http requests and responses.

List Of Experiments:

1. Create an application to setup node JS environment and display “Hello World”.
2. Create a Node JS application for user login system.
3. Write a Node JS program to perform read, write and other operations on a file.
4. Write a Node JS program to read form data from query string and generate response using NodeJS
5. Create a food delivery website where users can order food from a particular restaurant listed in the website for handling http requests and responses using NodeJS.
6. Implement a program with basic commands on databases and collections using MongoDB.
7. Implement CRUD operations on the given dataset using MongoDB.
8. Perform Count, Limit, Sort, and Skip operations on the given collections using MongoDB.
9. Develop an angular JS form to apply CSS and Events.
10. Develop a Job Registration form and validate it using angular JS.
11. Write an angular JS application to access JSON file data of an employee from a server using \$http service.
12. Develop a web application to manage student information using Express and Angular JS.
13. Write a program to create a simple calculator Application using React JS.
14. Write a program to create a voting application using React JS
15. Develop a leave management system for an organization where users can apply different types of leaves such as casual leave and medical leave. They also can view the available number of days using react application.
16. Build a music store application using react components and provide routing among the web pages.
17. Create a react application for an online store which consist of registration, login, product information pages and implement routing to navigate through these pages.

TEXT BOOKS:

1. Brad Dayley, Brendan Dayley, Caleb Dayley., Node.js, MongoDB and Angular Web Development, 2nd Edition, Addison-Wesley,2019.
2. Mark Tielens Thomas., React in Action, 1st Edition, Manning Publications, 2018.
3. Chris Northwood, The Full Stack Developer: Your Essential Guide to the Everyday Skills Expected of a Modern Full Stack Web Developer, APress, 1st ed. edition, 2018.
4. Juha Hinkula, Hands-On Full Stack Development with Spring Boot 2.0 and React: Build modern and scalable full stack applications using the Java-based Spring Framework 5.0 and React, Ingram short title, 2018.

REFERENCE BOOKS:

1. Vasan Subramanian, Pro MERN Stack, Full Stack Web App Development with Mongo,Express, React, and Node, 2nd Edition, Apress,2019.
2. Brad Green& Seshadri. Angular JS. 1st Edition. O'Reilly Media, 2013.
3. Kirupa Chinnathambi, Learning React: A Hands-On Guide to Building Web Applications Using React and Redux, 2nd edition, Addison-Wesley Professional, 2018.
4. Frank Zammetti, Modern Full-Stack Development: Using TypeScript, React, Node.js, Webpack, and Docker, Apress, 1st ed. edition, 2020.
5. Riaz Ahmed, Full Stack Web Development For Beginners: Learn Ecommerce Web Development Using HTML5, CSS3, Bootstrap, JavaScript, MySQL, and PHP, Independently Published, 2021.

WEB LINKS:

1. <https://www.fullstacklabs.co/>
2. <https://www.udemy.com/course/the-practical-introduction-to-web-development/>
3. <https://www.coursera.org/learn/the-full-stack>
4. <https://www.udemy.com/course/ultimate-web/>
5. https://www.codecademy.com/learn/paths/full-stack-engineer-career-path?periods=year&plan_id=proGoldAnnualV2&utm_source=pepperjam&utm_medium=affiliate&utm_term=229061&clickId=4626128360&pj_creativeid=8-12462&pj_publisherid=229061

TECHNICAL CAMPUS

EXPLORE TO INVENT

INTERNET OF THINGS LAB (Professional Elective - III)**B. Tech VI Semester****L T P C**
0 0 2 1**Subject Code: 22CS632PL****Corequisite:** A Course on “Internet of Things”.**Course Objectives:**

1. To Introduce the Raspberry PI Platform, that is widely used in IoT applications.
2. To understand the implementation of distance sensor on IoT Devices.
3. To describe the basic functionality of LED's, LDR and Sensors.
4. To explore the usage of Arduino and Node MCU with distance sensor, LED and Temperature sensor.
5. To know about DJANGO framework, MySQL and REST API .

Course Outcomes:

After completion of this course, the students will be able to:

1. Perform the concept of M2M with necessary protocols.
2. Implement distance sensor applications.
3. Write python programming for IoT Devices.
4. Develop models with connecting distance sensors, LED's, Temperature sensors and other sensors with Arduino Board and Node MCU.
5. Configure MySQL with DJANGO framework to create DJANGO project.

List of Experiments:

1. Using Raspberry pi
 - a. Calculate the distance using a distance sensor.
 - b. Interface an LED and switch with Raspberry pi.
 - c. Interface an LDR with Raspberry Pi.
2. Using Arduino
 - a. Calculate the distance using a distance sensor.
 - b. Interface an LED and switch with Aurdino.
 - c. Interface an LDR with Aurdino
 - d. Calculate temperature using a temperature sensor.
3. Using Node MCU
 - a. Calculate the distance using a distance sensor.
 - b. Interface an LED and switch with Raspberry pi.
 - c. Interface an LDR with Node MCU
 - d. Calculate temperature using a temperature sensor.

4. Installing OS on Raspberry Pi
 - e. Installation using PiImager
 - a) Installation using image file
 - Downloading an Image
 - Writing the image to an SD card
 - using Linux
 - using Windows
 - Booting up Follow the instructions given in the URL
<https://www.raspberrypi.com/documentation/computers/getting-started.html>
5. Accessing GPIO pins using Python
 - a) Installing GPIO Zero library.
update your repositories list:
install the package for Python 3:
 - b) Blinking an LED connected to one of the GPIO pin
 - c) Adjusting the brightness of an LED Adjust the brightness of an LED (0 to 100, where 100 means maximum brightness) using the in-built PWM wavelength.
6. Create a DJANGO project and an app.
7. Create a DJANGO view for weather station REST API.
8. Create DJANGO template.
9. Configure MYSQL with DJANGO framework

TEXT BOOKS:

1. Arshdeep Bahga and Vijay Madiseti, Internet of Things - A Hands-on Approach, Universities Press, 2015.
2. Matt Richardson & Shawn Wallace, Getting Started with Raspberry Pi, O'Reilly (SPD), 2014.

REFERENCE BOOKS:

1. Bernd Scholz-Reiter, Florian Michahelles, "Architecting the Internet of Things", Springer, 2016.
2. N.Ida, Sensors, Actuators and Their Interfaces, Scitech Publishers, 2014.
3. Michael Miller, The Internet of Things: How Smart TVs, Smart Cars, Smart Homes, and Smart Cities Are Changing the World, QUE, 2015.

WEB LINKS:

1. <https://elearn.nptel.ac.in/shop/iit-workshops/completed/lab-workshop-on-internet-of-things-iot/>
2. <https://www.coursera.org/learn/iot-devices-il>
3. <https://www.udemy.com/user/internet-of-things-lab/>
4. <https://www.iotlab.eu/>
5. <https://www.tinkercad.com/>

SCRIPTING LANGUAGES LAB (Professional Elective - III)**B. Tech VI Semester****L T P C**
0 0 2 1**Subject Code: 22CS633PL****Prerequisites:** Any High-level programming language (C, C++).**Corequisite:** A course on “Scripting Languages”.**Course Objectives:**

1. To understand scripting languages for developing web-based projects.
2. To explore Ruby scripting language.
3. To introduce TCL scripting language.
4. To know Perl Scripting language.
5. To learn web-based applications using scripting languages.

Course Outcomes:

After completion of this course, the students will be able to:

1. Differentiate between Scripting languages and programming languages.
2. Gain some fluency programming in Ruby, Perl, TCL.
3. Analyze the differences between Scripting languages and programming languages.
4. Create software systems using scripting languages such as Ruby, Perl, TCL.
5. Develop web-based projects using scripting languages.

List of Experiments

1. Write a Ruby script to create a new string which is n copies of a given string where n is a non-negative integer.
2. Write a Ruby script which accept the radius of a circle from the user and compute the parameter and area.
3. Write a Ruby script which accepts the user's first and last name and print them in reverse order with a space between them
4. Write a Ruby script to accept a filename from the user print the extension of that
5. Write a Ruby script to find the greatest of three numbers
6. Write a Ruby script to print odd numbers from 10 to 1
7. Write a Ruby script to check two integers and return true if one of them is 20 otherwise return their sum
8. Write a Ruby script to check two temperatures and return true if one is less than and the other is greater than 100
9. Write a Ruby script to print the elements of a given array
10. Write a Ruby program to retrieve the total marks where subject name and marks of a student stored in a hash
11. Write a TCL script to find the factorial of a number
12. Write a TCL script that multiplies the numbers from 1 to 10
13. Write a TCL script for Sorting a list using a comparison function
14. Write a TCL script to (i) create a list (ii) append elements to the list (iii) Traverse the list (iv) Concatenate the list
15. Write a TCL script to comparing the file modified times.

16. Write a TCL script to Copy a file and translate to native format.
 - a) Write a Perl script to find the largest number among three numbers.
 - b) Write a Perl script to print the multiplication tables from 1-10 using subroutines.
17. Write a Perl program to implement the following list of manipulating functions
Shift
Unshift c)Push
18. a) Write a Perl script to substitute a word, with another word in a string.
b) Write a Perl script to validate IP address and email address.
19. Write a Perl script to print the file in reverse order using command line arguments

TEXT BOOKS:

1. David Barron, The World of Scripting Languages, Wiley Publications, 2009.
2. David Flanagan and Yukihiro Matsumoto, Ruby Programming language, O'Reilly, 1st edition, 2008.
3. Dave Thomas, Chad Fowler, Andy Hunt, Programming Ruby: The Pragmatic Programmers' Guide, Pragmatic Bookshelf, 2nd edition, 2004.
4. Brent B. Welch, Practical Programming in Tcl and Tk, Prentice Hall, 3rd edition, 1999.
5. David Till, Teach Yourself Perl 5 in 21 Days, Sams, 2nd edition, 1996.

REFERENCE BOOKS:

1. J.Lee and B. Ware, Open Source Web Development with LAMP using Linux Apache, MySQL, Perl and PHP, (Addison Wesley) Pearson Education, 1st edition, 2002.
2. E. Quigley, Perl by Example, Pearson Education, 5th edition, 2014.
3. Larry Wall, T. Christiansen and J. Orwant, Programming Perl, O'Reilly, SPD, 3rd edition, 2000.
4. Boris Paskhaver, Learn to Code with Ruby, Packt, 2022.
5. John K. Ousterhout, Tcl and the Tk Toolkit, Addison Wesley, 1994.
6. J. P. Flynt, Perl Power, Cengage Learning, 1st edition, 2006.
7. Tom Christiansen, brian foy, Larry Wall, Jon Orwant, Programming Perl: Unmatched power for text processing and scripting, O'Reilly Media, 4th edition, 2012.

WEB LINKS:

1. <https://www.ni.com/en/shop/labview/scripting-languages-and-ni-labview.html>
2. <https://extendedstudies.ucsd.edu/courses-and-programs/programming-and-scripting-languages>
3. https://guides.lib.wayne.edu/information_science_tools/scr

EXPLORE TO INVENT

MOBILE APPLICATION DEVELOPMENT LAB (Professional Elective - III)**B. Tech VI Semester****L T P C**
0 0 2 1**Subject Code: 22CS634PL****Corequisite:** A course on “Mobile Application Development”.**Course Objectives:**

1. To learn how to develop Applications in an android environment.
2. To introduce Layout Management and Multi layout definition techniques to create adaptable User Interface.
3. To know user interface for mobile Application using widgets with event handling.
4. To describe push notifications for incoming messages.
5. To explore applications to the Android marketplace for distribution.

Course Outcomes:

After completion of this course, the students will be able to:

1. Work with Android operating system practically.
2. Configure Android environment and use development tools.
3. Develop rich user Interfaces by using layouts and controls.
4. Implement User Interface components for android application development.
5. Create Android applications using a database and publish it.

List of Experiments

1. (a) Create an Android application that shows Hello + name of the user and run it on an emulator.
(b) Create an application that takes the name from a text box and shows hello message alongwith the name entered in text box, when the user clicks the OK button.
2. Create a screen that has input boxes for Username, Password, Address, Gender (radio buttons for male and female), Age (numeric), Date of Birth (Date Picket), State (Spinner) and Submit button. On clicking the submit button, print all the data below the Submit Button. Use (a) Linear Layout (b) Relative Layout and (c) Grid Layout or Table Layout.
3. Develop an application that shows names as a list and on selecting a name it should show the details of the candidate on the next screen with a “Back” button. If the screen is rotated to landscape mode (width greater than height), then the screen should show list on left fragment and details on right fragment instead of second screen with back button. Use Fragment transactions and Rotation event listener.
4. Develop an application that uses a menu with 3 options for dialing a number, opening a website and to send an SMS. On selecting an option, the appropriate action should be invoked using intents.
5. Develop an application that inserts some notifications into the Notification area and whenever a notification is inserted, it should show a toast with details of the notification.
6. Create an application that uses a text file to store usernames and passwords (tab separated fields and one record per line). When the user submits a login name and password through a screen, the details should be verified with the text file data and if they match, show a dialog saying that login is successful. Otherwise, show the dialog with Login Failed message.

7. Create a user registration application that stores the user details in a database table.
8. Create a database and a user table where the details of log in names and passwords are stored. Insert some names and passwords initially. Now the login details entered by the user should be verified with the database and an appropriate dialog should be shown to the user.
9. Create an admin application for the user table, which shows all records as a list and the admin can select any record for edit or modify. The results should be reflected in the table.
10. Develop an application that shows all contacts of the phone along with details like name, phonenumber, mobile number etc.
11. Create an application that saves user information like name, age, gender etc. in shared preference and retrieves them when the program restarts.
12. Create an alarm that rings every Sunday at 8:00AM. Modify it to use a time picker to set alarm time.

TEXT BOOKS:

1. Reto Meier, Professional Android 4 Application Development, Wiley India, (Wrox), 2012.
2. James C Sheusi, Android Application Development for Java Programmers, Cengage, 2013.
3. Pradeep Kothari, Kogent Learning Solutions Inc., Android Application Development (With Kitkat Support), Black Book, Dreamtech Press, 2014.
4. Ashok Kumar R, Baskaran p, Mobile Application Development Laboratory, 2017.

REFERENCE BOOKS:

1. Wei-Meng Lee, Beginning Android 4 Application Development, Wiley India (Wrox), 2013.
2. Michael Burton, Android App Development for Dummies, Wiley, Third edition, 2015.
3. Priyadharshini Ashokkumar, VTU-Mobile Application Development Lab Manual-18CSMP68: MAD Lab Manual(18CSMP68), 2021.

WEB LINKS:

1. <https://www.udemy.com/course/mobile-application-development-using-android/>
2. <https://github.com/shubhaam13/Mobile-Application-Development>
3. <https://www.studocu.com/row/document/university-of-agriculture-faisalabad/mobile-application/mobile-application-development-lab/22189066>
4. <https://www.codingconnect.net/mobile-application-development-lab/>
5. <https://www.tutorialspoint.com/android>
6. https://www.tutorialspoint.com/android/android_advanced_tutorial.pdf
7. <https://developer.android.com>

SOFTWARE TESTING METHODOLOGIES LAB (Professional Elective - III)**B. Tech VI Semester****L T P C**
0 0 2 1**Subject Code: 22CS635PL****Prerequisites:** A course on “Java programming” or “C Programming”.**Corequisite:** A course on “Software Testing Methodologies”.**Course Objectives**

1. To demonstrate use of testing tool-WinRunner in applications.
2. To introduce skills in software test automation and management.
3. To learn the recording of tests in analog and context sensitive modes.
4. To know GUI, Bitmap and Database checkpoints for an application.
5. To understand the test cases for windows application and batch testing.

Course Outcome:

After completion of this course, the students will be able to:

1. Work with WinRunner user interface and describe the benefits of automated testing.
2. Design and develop the best test strategies in accordance with the development model.
3. Record the test in analog and context sensitive modes.
4. Create various checkpoints like GUI, Bitmap and Database for an application.
5. Perform the batch testing with and without parameter passing.

List of Experiments:

1. Recording in context sensitive mode and analog mode.
2. GUI checkpoint for single property.
3. GUI checkpoint for single object/window.
4. GUI checkpoint for multiple objects.
 - a) Bitmap checkpoint for object/window.
 - b) Bitmap checkpoint for screen area.
5. Database checkpoint for Default check.
6. Database checkpoint for custom check.
7. Database checkpoint for runtime record check.
8. a) Data driven test for dynamic test data submission.
 - b) Data driven test through flat files.
 - c) Data driven test through front grids.
 - d) Data driven test through excel test.
9. a) Batch testing without parameter passing
 - b) Batch testing with parameter passing.
10. Data driven batch.
11. Silent mode test execution without any interruption.
12. Test case for calculator in windows application.

TEXT BOOKS:


1. K.V.K.K. Prasad, Software Testing Tools: Covering WinRunner, SilkTest, LoadRunner, JMeter, TestDirector and QTP with Case Studies, Dreamtech Press, 1st edition, 2007.
2. Mark Harbin, Thomas Messerschmidt, WinRunner 7 In A Hurry! Software Test Automation With WinRunner, Riverside Pr Intl, 2001.

REFERENCE BOOKS:

1. Nageshwar Rao Pusuluri, SOFTWARE TESTING CONCEPTS AND TOOLS, Dreamtech Press, 2006.
2. Naresh Chauhan, Software Testing: principles and practices, Oxford University Press, Second edition, 2016.

WEB LINKS:

1. https://support.microfocus.com/kb/kmdoc.php?id=KM0247&fileName=hp_man_WinRunner-version5.01-WR_TUT_pdf.pdf
2. https://onlinecourses.nptel.ac.in/noc23_cs38/preview
3. <https://www.udemy.com/course/software-manual-testing-course/>
4. <https://www.scribd.com/document/418157684/stm-lab>
5. <https://itqcr.com/>



**INDUSTRIAL ORIENTED MINI PROJECT/INTERNSHIP/SKILL DEVELOPMENT
COURSE (BIG DATA SPARK)**

B. Tech VI Semester

L T P C

0 0 4 2

Subject Code: 22CS606PC

Course Objectives

1. To understand MapReduce programs, usage of Hadoop and Spark for large datasets.
2. To learn Spark Ecosystem and its components for large dataset analysis.
3. To know usage of filter, count, distinct, map, flatMap RDD Operations in Spark.
4. To explore Spark SQL queries, sqoop to import and export data from Hadoop to database.
5. To demonstrate Spark joins on sample datasets.

Course Outcome:

After completion of this course, the students will be able to:

1. Develop MapReduce Programs to analyze large dataset Using Hadoop and Spark.
2. Write Hive queries to analyze large dataset and outline the Spark Ecosystem and its components.
3. Perform the filter, count, distinct, map, flatMap RDD Operations in Spark.
4. Build Queries using Spark SQL and use of sqoop to import and export data from hadoop to database and vice-versa.
5. Apply Spark joins on Sample Data Sets.

List of Experiments:

1. To Study of Big Data Analytics and Hadoop Architecture
 - i. know the concept of big data architecture
 - ii. know the concept of Hadoop architecture
2. Loading DataSet in to HDFS for Spark Analysis Installation of Hadoop and cluster management
 - i. Installing Hadoop single node cluster in ubuntu environment
 - ii. Knowing the differencing between single node clusters and multi-node clusters
 - iii. Accessing WEB-UI and the port number
 - iv. Installing and accessing the environments such as hive and s qoop.
3. File management tasks & Basic linux commands
 - i. Creating a directory in HDFS
 - ii. Moving forth and back to directories
 - iii. Listing directory contents
 - iv. Uploading and downloading a file in HDFS
 - v. Checking the contents of the file
 - vi. Copying and moving files
 - vii. Copying and moving files between local to HDFS environment
 - viii. Removing files and paths
 - ix. Displaying few lines of a file
 - x. Display the aggregate length of a file
 - xi. Checking the permissions of a file
 - xii. Zipping and unzipping the files with & without permission pasting it to a location
 - xiii. Copy, Paste commands.

4. Map-reducing
 - i. Definition of Map-reduce
 - ii. Its stages and terminologies
 - iii. Word-count program to understand map-reduce (Mapper phase, Reducer phase, Driver code)
5. Implementing Matrix-Multiplication with Hadoop Map-reduce.
6. Compute Average Salary and Total Salary by Gender for an Enterprise.
7. i. Creating hive tables (External and internal)
 - iv. Loading data to external hive tables from sql tables(or)Structured c.s.v using scoop
 - v. Performing operations like filterations and updations
 - vi. Performing Join (inner, outer etc)
 (ii) Writing User defined function on hive tables.

1. Create a sql table of employees Employee table with id,designation Salary table (salary ,dept id) Create external table in hive with similar schema of above tables,Move data to hive using scoop and load the contents into tables,filter a new table and write a UDF to encrypt the table with AES-algorithm, Decrypt it with key to show contents.

2. (i) Pyspark Definition(Apache Pyspark) and difference between Pyspark, Scala, pandas
 - (ii) Pyspark files and class methods
 - (iii) get(file name)
 - (iv) get root directory()

3. Pyspark -RDD'S

- (i) what is RDD's?
- (ii) ways to Create RDD
- (iii) parallelized collections
- (iv) external dataset
- (v) existing RDD's
- (vi) Spark RDD's operations (Count, foreach(), Collect, join,Cache())

4. Perform pyspark transformations

- (i) map and flatMap
- (ii) to remove the words, which are not necessary to analyze this text.
- (iii) groupBy
- (iv) What if we want to calculate how many times each word is coming in corpus ?
- (v) How do I perform a task (say count the words 'spark' and 'apache' in rdd3) separatly on each partition and get the output of the task performed in these partition?
- (vi) unions of RDD
- (vii) join two pairs of RDD Based upon their key

5. Pyspark sparkconf-Attributes and applications

- (i) What is Pyspark spark conf ()
- (ii) Using spark conf create a spark session to write a dataframe to read details in a c.s.v and later move that c.s.v to another location

TEXT BOOKS:


1. Marko Bonaci and Petar Zecevic, Spark in Action, Wiley India, First Edition, 2016.
2. Raju Kumar Mishra and Sundar Rajan Raman, PySpark SQL Recipes: With HiveQL, Dataframe and Graphframes, Apress Media, 1st edition, 2019.

REFERENCE BOOKS:

1. Bill Chambers, Matei Zaharia, Spark: The Definitive Guide: Big Data Processing Made Simple, O'Reilly Media, 1st edition, 2018.
2. Tom White, Hadoop: The Definitive Guide: Storage and Analysis at Internet Scale, O'Reilly Media, 4th edition, 2015.

WEB LINKS:

1. https://infyspringboard.onwingspan.com/web/en/login?ref=%2Fapp%2Ftoc%2Flex_auth_01330150584451_8912251%2Foverview
2. <https://www.javatpoint.com/spark-big-data>
3. <https://www.coursera.org/learn/introduction-to-big-data-with-spark-hadoop>
4. https://onlinecourses.nptel.ac.in/noc21_cs86/preview



ENVIRONMENTAL SCIENCE

B. Tech. VI Semester

L T P C
3 0 0 0

Subject Code: 22CH607MC

Course Objectives:

1. To recognize the importance of environment, self-sustain eco systems.
2. To understand various natural resources – their importance, over exploitation, effects, and mitigation measures.
3. To create basic knowledge about different biotic resources and their need for conservation.
4. To be aware of the impacts of developmental activities and mitigation measures.
5. To know various environmental policies, legislation, and regulations.

Course Outcomes:

After completion of this course, the students will be able to:

1. Explore harmonious co-existence of nature and human beings.
2. Recognize conservation of natural resources particularly alternate sources of energy.
3. Evaluate and develop technologies for conservation of biodiversity in a sustainable manner.
4. Generate ideas and implement technologies to solve environmental problems associated with air, water, and soil.
5. Develop technologies based on ecological principles and environmental regulations which helps in sustainable developments.

UNIT – I

[10 Lectures]

Ecosystems: Definition, Scope and Importance of ecosystem. Classification, structure, and function of an ecosystem, Food chains, food webs, and ecological pyramids. Flow of energy, Biogeochemical cycles, Bioaccumulation, Biomagnification, ecosystem value, services and carrying capacity, Field visits.

UNIT – II

[8 Lectures]

Natural Resources: Classification of Resources: Living and Non-Living resources.

Water resources: use and over utilization of surface and ground water, floods and droughts, Dams: benefits and problems.

Mineral resources: use and exploitation, environmental effects of extracting and using mineral resources,

Land resources: Forest resources,

Energy resources: growing energy needs, renewable and nonrenewable energy sources, use of alternate energy source, case studies.

UNIT – III

[8 Lectures]

Biodiversity And Biotic Resources: Introduction, Definition, genetic, species and ecosystem diversity. Value of biodiversity; consumptive use, productive use, social, ethical, aesthetic and optional values. India as a mega diversity nation, Hot spots of biodiversity. Field visit.

Threats to biodiversity: habitat loss, poaching of wildlife, man-wildlife conflicts; conservation of biodiversity: In-Situ and Ex-situ conservation. National Biodiversity act.

UNIT – IV**[7 Lectures]****Environmental Pollution and Control Technologies:****Environmental Pollution:** Classification of pollution.**Air Pollution:** Primary and secondary pollutants, Automobile and Industrial pollution, Ambient air quality standards.**Water pollution:** Sources and types of pollution, drinking water quality standards.**Soil Pollution:** Sources and types, Impacts of modern agriculture, degradation of soil.**Noise Pollution:** Sources and Health hazards, standards,**Solid waste:** Municipal Solid Waste management, composition and characteristics of e- Waste and its management.**Pollution control technologies:** Wastewater Treatment methods: Primary, secondary and Tertiary. Overview of air pollution control technologies, Concepts of bioremediation.**Global Environmental Problems and Global Efforts:** Climate change and impacts on human environment. Ozone depletion and Ozone depleting substances (ODS). Deforestation and desertification. International conventions / Protocols: Earth summit, Kyoto protocol, and Montréal Protocol.**UNIT – V****[8 Lectures]****Environmental Policy, Legislation & EIA:** Environmental Protection act, Legal aspects

Air Act-1981, Water Act, Forest Act, Wildlife Act, Municipal solid waste management and handling rules, biomedical waste management and handling rules, hazardous waste management and handling rules. EIA: EIA structure, methods of baseline data acquisition. Overview on Impacts of air, water, biological and Socio- economical aspects. Strategies for risk assessment, Concepts of Environmental Management Plan (EMP).

Towards Sustainable Future: Concept of Sustainable Development, Population and its explosion, Crazy Consumerism, Environmental Education, Urban Sprawl, Human health, Environmental Ethics, Concept of Green Building, Ecological Footprint, Life Cycle assessment (LCA), Low carbon lifestyle.**TEXT BOOKS:**

1. Erach Bharucha, Textbook of Environmental Studies for Undergraduate Courses, Universities Press (India) Private Limited, 2019.
2. R. Rajagopalan, Environmental Studies, Oxford University Press, Third edition, 2015.

REFERENCE BOOKS:

1. Richard T. Wright, Dorothy F. Boorse, Environmental Science: Toward a Sustainable Future, Benjamin-Cummings Pub Co, 13th edition, 2016.
2. Gilbert M. Masters and Wendell P. Ela, Introduction to Environmental Engineering and Science, Pearson, 3rd edition, 2007.
3. Daniel B. Botkin, Edward A. Keller, Environmental Science: Earth as a Living Planet, Wiley, 8th edition, 2010.
4. Anubha Kaushik, Perspectives In Environmental Studies, New Age International Publishers, 2014.
5. Dr. M.Anji Reddy, Textbook of Environmental Science and Technology, BS Publications, 1St ed. edition, 2014.

WEB LINKS:

1. https://onlinecourses.nptel.ac.in/noc23_hs155/preview
2. <https://www.coursera.org/courses?query=environmental%20science>
3. <https://www.udemy.com/topic/environmental-science/>
4. <https://www.classcentral.com/subject/environmental-science>

5. https://www.sciencedaily.com/news/earth_climate/environmental_science/



CRYPTOGRAPHY AND NETWORK SECURITY**B. Tech VII Semester****L T P C**
3 0 0 3**Subject Code: 22CS701PC****Course Objectives:**

1. To introduce various cryptographic algorithms and their characteristics.
2. To describe the private and public-key cryptosystems.
3. To know the key management scenarios.
4. To explore enhancements of Web security and Firewalls made to IPv4 by IPSec.
5. To understand PGP key pair and use the PGP package to send an encrypted e-mail message.

Course Outcomes:

After completion of this course, the students will be able to:

1. Analyze the key concepts of cryptography and security.
2. Comprehend the private and public key cryptographic algorithms.
3. Define the key distribution and management methods.
4. Use of transporting data by Web security and Firewalls protocols.
5. Distribute the PGP to send a secured e-mail message.

UNIT – I**[10 Lectures]**

Security Concepts: Introduction, The need for security, Security approaches, Principles of security, Types of Security attacks, Security services, Security Mechanisms, A model for Network Security.

Cryptography Concepts and Techniques: Introduction, plain text and cipher text, substitution techniques, transposition techniques, encryption and decryption, symmetric and asymmetric key cryptography, steganography, key range and key size, possible types of attacks.

UNIT – II**[11 Lectures]**

Symmetric key Ciphers: Block Cipher principles, DES, AES, Blowfish, RC5, IDEA, Block cipher operation, Stream ciphers, RC4.

Asymmetric key Ciphers: Principles of public key cryptosystems, RSA algorithm, Elgamal Cryptography, Diffie-Hellman Key Exchange, Knapsack Algorithm.

UNIT – III**[10 Lectures]**

Cryptographic Hash Functions: Message Authentication, Secure Hash Algorithm (SHA-512), Message authentication codes: Authentication requirements, HMAC, CMAC, Digital signatures, Elgamal Digital Signature Scheme.

Key Management and Distribution: Symmetric Key Distribution Using Symmetric & Asymmetric Encryption, Distribution of Public Keys, Kerberos, X.509 Authentication Service, Public – Key Infrastructure

UNIT – IV**[9 Lectures]**

Transport-level Security: Web security considerations, Secure Socket Layer and Transport Layer Security, HTTPS, Secure Shell (SSH)

Wireless Network Security: Wireless Security, Mobile Device Security, IEEE 802.11 Wireless LAN, IEEE 802.11i Wireless LAN Security

UNIT – V**[8 Lectures]**

E-Mail Security: Pretty Good Privacy, S/MIME IP Security: IP Security overview, IP Security architecture, Authentication Header, Encapsulating security payload, Combining security associations, Internet Key Exchange.

TEXT BOOKS:


1. William Stallings, Cryptography and Network Security: Principles and Practice, Pearson Education, 6th Edition, 2013.
2. Atul Kahate, Cryptography and Network Security, Mc Graw Hill, 4rd Edition, 2019.

REFERENCE BOOKS:

1. C K Shyamala, N Harini, Dr T R Padmanabhan, Cryptography and Network Security, Wiley India, 1st Edition, 2011.
2. Forouzan Mukhopadhyay, Cryptography and Network Security, Mc Graw Hill, 3rd Edition, 2007.
3. Mark Stamp, Information Security: Principles, and Practice, Wiley India, 3rd Edition, 2021.
4. WM. Arthur Conklin, Greg White, Principles of Computer Security, McGraw-Hill Education, 4th edition, 2016.
5. Neal Krawetz, Introduction to Network Security, CENGAGE Learning, 2007.
6. Bernard Menezes, Network Security and Cryptography, CENGAGE Learning, 1st Edition, 2010.

WEB LINKS:

1. https://onlinecourses.nptel.ac.in/noc21_cs16/preview
2. <https://www.coursera.org/courses?query=cryptography>
3. <https://www.udemy.com/topic/cryptography/>
4. <https://www.classcentral.com/course/swayam-cryptography-and-network-security-9896>
5. <https://www.nesoacademy.org/cs/11-cryptography-and-network-security>



COMPILER DESIGN**B. Tech VII Semester****L T P C**
3 0 0 3**Subject Code: 22CS702PC****Prerequisites**

1. A course on “Formal Languages and Automata Theory”
2. A course on “Computer Organization and architecture”
3. A course on “Computer Programming and Data Structures”

Course Objectives:

1. Understand the lexical analyzer and its importance.
2. Describe the concepts of top-down and bottom-up parsing.
3. Generation of syntax-directed trees and intermediate code.
4. Illustrate run-time environments and code generation.
5. Understand the data flow analysis.

Course Outcomes:

After completion of this course, the students will be able to:

1. Compute tokens and regular expressions for lexical analysis.
2. Implement top-down and bottom-up parsers.
3. Construct intermediate code for procedures.
4. Design algorithms to do code optimization in order to improve the performance of a program in terms of space and time complexity.
5. Design algorithms to generate machine code.

UNIT – I**[10 Lectures]**

Introduction: The structure of a compiler, the science of building a compiler, programming language basics

Lexical Analysis: The Role of the Lexical Analyzer, Input Buffering, Recognition of Tokens, The Lexical-Analyzer Generator Lex, Finite Automata, From Regular Expressions to Automata, Design of a Lexical-Analyzer Generator, Optimization of DFA-Based Pattern Matchers.

UNIT – II**[12 Lectures]**

Syntax Analysis: Introduction, Context-Free Grammars, Writing a Grammar, Top-Down Parsing, Bottom-Up Parsing, Introduction to LR Parsing: Simple LR, More Powerful LR Parsers, Using Ambiguous Grammars and Parser Generators.

UNIT – III**[12 Lectures]**

Syntax-Directed Translation: Syntax-Directed Definitions, Evaluation Orders for SDD's, Applications of Syntax-Directed Translation, Syntax-Directed Translation Schemes, Implementing L-Attributed SDD's.

Intermediate-Code Generation: Variants of Syntax Trees, Three-Address Code, Types and Declarations, Type Checking, Control Flow, Switch-Statements, Intermediate Code for Procedures.

UNIT – IV**[11 Lectures]**

Run-Time Environments: Stack Allocation of Space, Access to Nonlocal Data on the Stack, Heap Management, Introduction to Garbage Collection, Introduction to Trace-Based Collection.

Code Generation: Issues in the Design of a Code Generator, The Target Language, Addresses in the Target Code, Basic Blocks and Flow Graphs, Optimization of Basic Blocks, A Simple Code Generator, Peephole Optimization, Register Allocation and Assignment, Dynamic Programming Code-Generation.

UNIT – V**[9 Lectures]**

Machine-Independent Optimization: The Principal Sources of Optimization, Introduction to Data-Flow Analysis, Foundations of Data-Flow Analysis, Constant Propagation, Partial-Redundancy Elimination, Loops in Flow Graphs.

TEXT BOOKS:

1. Alfred V. Aho, Monica S. Lam, Ravi Sethi, Jeffrey D. Ullman, Compilers: Principles, Techniques, & Tools, Pearson, 2nd edition, 2012.
2. Alfred V. Aho, Jeffrey D. Ullman, Principles of Compiler Design, Addison-Wesley, Reprint edition, 1977.
3. Thomas Pittman, James Peters, The Art of Compiler Design: Theory and Practice, Pearson, 1st edition, 1991.
4. Adesh K. Pandey, A Textbook of Compiler Design, S K Kataria and Sons, 2011th edition, 2011.

REFERENCE BOOKS:

1. Doug Brown, John Levine, Tony Mason, lex & yacc, O'Reilly Media, 2nd edition, 1992.
2. Kenneth C. Loudon, Compiler Construction: Principles and Practice, Course Technology Inc, International edition, 1997.
3. V Raghavan, Principles of Compiler Design, McGraw Hill Education, 2017.
4. Ken Kennedy, Randy Allen, Optimizing Compilers for Modern Architectures: A Dependence-based Approach, Morgan Kaufmann Publishers In, 1st edition, 2001.
5. Santanu Chattopadhyay, Compiler Design, PHI Learning, 2nd edition, 2022.

WEB LINKS:

1. https://onlinecourses.nptel.ac.in/noc21_cs07/preview
2. <https://www.coursera.org/courses?query=compilers>
3. <https://www.udemy.com/course/compiler-design-n/>
4. <https://www.classcentral.com/course/swayam-compiler-design-12926>
5. <https://freecomputerbooks.com/Basics-of-Compiler-Design.html>

GRAPH THEORY (Professional Elective - IV)

B. Tech VII Semester

L T P C
3 0 0 3

Subject Code: 22CS741PE

Pre-requisites: An understanding of Mathematics in general is sufficient.

Course Objectives:

1. To introduce graphs, their properties and their applications as models of networks.
2. To understand the core theorems and algorithms to find the shortest paths.
3. To learn Trees algorithms and different types of Graphs.
4. To describe independent sets and matching algorithms in graphs.
5. To explore vertex coloring in Graphs.

Course Outcomes:

After completion of this course, the students will be able to:

1. Implement classes of graph theoretic problems.
2. Apply some basic algorithms for graphs to find the shortest paths.
3. Prove central theorems about trees, matching, connectivity, coloring and planar graphs.
4. Develop independent sets and matching algorithms for graphs.
5. Formulate and prove central theorems about coloring and planar graphs.

UNIT – I

[10 Lectures]

Introduction-Discovery of graphs, Definitions, Subgraphs, Isomorphic graphs, Matrix representations of graphs, Degree of a vertex, Directed walks, paths and cycles, Connectivity in digraphs, Eulerian and Hamilton digraphs, Eulerian digraphs, Hamilton digraphs, Special graphs, Complements, Larger graphs from smaller graphs, Union, Sum, Cartesian Product, Composition, Graphic sequences, Graph theoretic model of the LAN problem, Havel-Hakimi criterion, Realization of a graphic sequence.

UNIT – II

[8 Lectures]

Connected graphs and shortest paths - Walks, trails, paths, cycles, Connected graphs, Distance, Cut-vertices and cut-edges, Blocks, Connectivity, Weighted graphs and shortest paths, Weighted graphs, Dijkstra's shortest path algorithm, Floyd-Warshall shortest path algorithm.

UNIT – III

[10 Lectures]

Trees- Definitions and characterizations, Number of trees, Cayley's formula, Kircher-matrix-tree theorem, Minimum spanning trees, Kruskal's algorithm, Prim's algorithm, Special classes of graphs, Bipartite Graphs, Line Graphs, Chordal Graphs, Eulerian Graphs, Fleury's algorithm, Chinese Postman problem, Hamilton Graphs, Introduction, Necessary conditions and sufficient conditions.

UNIT – IV

[7 Lectures]

Independent sets coverings and matchings – Introduction, Independent sets and coverings: basic equations, Matchings in bipartite graphs, Hall's Theorem, König's Theorem, Perfect matchings in graphs, Greedy and approximation algorithms.

UNIT – V**[9 Lectures]**

Vertex Colorings- Basic definitions, Cliques and chromatic number, Mycelia's theorem, Greedy coloring algorithm, Coloring of chordal graphs, Brooks theorem, Edge Colorings, Introduction and Basics, Gupta-Vizing theorem, Class-1 and Class-2 graphs, Edge-coloring of bipartite graphs, Class-2 graphs, Hajos union and Class-2 graphs, A scheduling problem and equitable edge-coloring.

TEXT BOOKS:

1. J. A. Bondy, U. S. R. Murty, Graph Theory, volume 244 of Graduate Texts in Mathematics, Springer, 1st edition, 2008.
2. J. A. Bondy, U. S. R. Murty, Graph Theory with Applications, Elsevier Science Ltd/North-Holland, 1984.

REFERENCE BOOKS:

1. Douglas Brent West, Introduction to Graph Theory, Pearson College Div, Subsequent edition, 2000.
2. V. Balakrishnan, Schaum's Outline of Graph Theory: Including Hundreds of Solved Problems, McGraw Hill, 1st edition, 1997.
3. Robin J. Wilson, Introduction to Graph Theory, Pearson Education Limited, 5th edition, 2010.
4. Deo, Graph theory with applications to engineering & computer science, prentice hall india, new edition, 1979.
5. Robin J. Wilson, John J. Watkins, Graphs: An Introductory Approach--A First Course in Discrete Mathematics, Wiley, 1st edition, 1990.

WEB LINKS:

1. <https://nptel.ac.in/courses/111106102>
2. <https://www.coursera.org/learn/graphs>
3. <https://www.udemy.com/course/graph-theory/>
4. <https://freecomputerbooks.com/compscGraphTheoryBooks.html> 5. <https://link.springer.com/book/10.1007/978-3-662-53622-3>



CMR
TECHNICAL CAMPUS

EXPLORE TO INVENT

CYBER SECURITY (Professional Elective - IV)**B. Tech VII Semester****L T P C**
3 0 0 3**Subject Code: 22CS742PE****Course Objectives**

1. To understand various types of cyber-attacks and cyber-crimes.
2. To have an overview of the cyber laws & concepts of cyber forensics.
3. To explore cybercrime with Mobile and Wireless Devices.
4. To learn threats and risks within the context of cyber security.
5. To study the defensive techniques against the attacks and case studies.

Course Outcomes

After completion of this course, the students will be able to:

1. Analyze and evaluate the cyber security needs of an organization.
2. Explore Cyber Security Regulations and Roles of International Law.
3. Expertise cybercrime with Mobile and Wireless Devices.
4. Design and develop security architecture for an organization.
5. Impart concepts of data privacy attacks and solve the different case studies.

UNIT – I**[8 Lectures]**

Introduction to Cyber Security: Basic Cyber Security Concepts, layers of security, Vulnerability, threat, Harmful acts, Internet Governance – Challenges and Constraints, Computer Criminals, CIA Triad, Assets and Threat, motive of attackers, active attacks, passive attacks, Software attacks, hardware attacks, Cyber Threats-Cyber Warfare, Cyber Crime, Cyber terrorism, Cyber Espionage, etc., Comprehensive Cyber Security Policy.

UNIT – II**[10 Lectures]**

Cyberspace and the Law: Introduction, Cyber Security Regulations, Roles of International Law. The INDIAN Cyberspace, National Cyber Security Policy.

Cyber Forensics: Introduction, Historical background of Cyber forensics, Digital Forensics Science, The Need for Computer Forensics, Cyber Forensics and Digital evidence, Forensics Analysis of Email, Digital Forensics Lifecycle, Forensics Investigation, Challenges in Computer Forensics.

UNIT – III**[8 Lectures]**

Cybercrime: Mobile and Wireless Devices: Introduction, Proliferation of Mobile and Wireless Devices, Trends in Mobility, Credit card Frauds in Mobile and Wireless Computing Era, Security Challenges Posed by Mobile Devices, Registry Settings for Mobile Devices, Authentication service Security, Attacks on Mobile/Cell Phones, Organizational security Policies and Measures in Mobile Computing Era, Laptops.

UNIT – IV**[10 Lectures]**

Cyber Security: Organizational Implications: Introduction, cost of cybercrimes and IPR issues, web threats for organizations, security and privacy implications, social media marketing: security risks and perils for organizations, social computing and the associated challenges for organizations.

UNIT – V**[12 Lectures]**

Privacy Issues: Basic Data Privacy Concepts: Fundamental Concepts, Data Privacy Attacks, Data linking and profiling, privacy policies and their specifications, privacy policy languages, privacy in different domains- medical, financial, etc.

Cybercrime: Examples and Mini-Cases

Examples: Official Website of Maharashtra Government Hacked, Indian Banks Lose Millions of Rupees, Parliament Attack, Pune City Police Bust Nigerian Racket, e-mail spoofing instances.

Mini-Cases: The Indian Case of online Gambling, An Indian Case of Intellectual Property Crime, Financial Frauds in Cyber Domain.

TEXT BOOKS:

1. Nina Godbole and Sunit Belpure, Cyber Security Understanding Cyber Crimes, Computer Forensics and Legal Perspectives, Wiley, 2021.
2. B. B. Gupta, D.P. Agrawal, Haoxiang Wang, Computer and Cyber Security: Principles, Algorithm, Applications, and Perspectives, CRC Press, 2022.

REFERENCE BOOKS:

1. James Graham, Richard Howard and Ryan Otson, Cyber Security Essentials, CRC Press, Auerbach Publications, 1st edition, 2010.
2. Chwan-Hwa(john) Wu, J.David Irwin, Introduction to Cyber Security, CRC Press T&F Group, 2013.

WEB LINKS:

1. https://onlinecourses.nptel.ac.in/noc23_cs127/preview
2. https://onlinecourses.swayam2.ac.in/cec20_cs15/preview
3. https://onlinecourses.swayam2.ac.in/nou19_cs08/preview
4. <https://www.udemy.com/topic/cyber-security/>
5. <https://emasters.iitk.ac.in/course/masters-in-cyber-security>
6. <https://www.coursera.org/search?query=cybersecurity>

TECHNICAL CAMPUS

EXPLORE TO INVENT

SOFT COMPUTING (Professional Elective - IV)**B. Tech VII Semester****L T P C**
3 0 0 3**Subject Code: 22CS743PE****Prerequisites**

1. Knowledge of Algorithms.
2. A course on "Database Management Systems".
3. A course on "Mathematical Computations".

Course Objectives:

1. To familiarize yourself with soft computing concepts.
2. To introduce and use the idea of fuzzy logic and use of heuristics based on human experience.
3. To understand the Neuro-Fuzzy modeling using Classification and Clustering techniques.
4. To learn the concepts of Genetic algorithm and its applications.
5. To acquire the knowledge of Rough Sets.

Course Outcomes:

After completion of this course, the students will be able to:

1. Identify the difference between Conventional Artificial Intelligence to Computational Intelligence.
2. Implement fuzzy logic and reasoning to handle and solve engineering problems.
3. Apply Particle Swarm optimization algorithms.
4. Perform genetic algorithms for classification.
5. Perform various operations of Rough Sets and comprehend soft computing techniques.

UNIT – I**[10 Lectures]**

Introduction to Soft Computing: Evolutionary Computing, "Soft" computing versus "Hard" computing, Soft Computing Methods, Recent Trends in Soft Computing, Characteristics of Soft computing, Applications of Soft Computing Techniques.

UNIT-II**[8 Lectures]**

Fuzzy Systems: Fuzzy Sets, Fuzzy Relations, Fuzzy Logic, Fuzzy Rule-Based Systems

UNIT-III**[8 Lectures]**

Fuzzy Decision Making, Particle Swarm Optimization

UNIT-IV**[12 Lectures]**

Genetic Algorithms: Basic Concepts, Basic Operators for Genetic Algorithms, Crossover and Mutation Properties, Genetic Algorithm Cycle, Fitness Function, Applications of Genetic Algorithm.

UNIT-V**[10 Lectures]**

Rough Sets, Rule Induction, and Discernibility Matrix, Integration of Soft Computing Techniques.

TEXT BOOKS:

1. B.K. Tripathy and J. Anuradha, Soft Computing – Advances and Applications, Cengage Learning, 2015.
2. S. N. Sivanandam & S. N. Deepa, “Principles of Soft Computing”, 2nd edition, Wiley India, 2008.

REFERENCE BOOKS:

1. David E. Goldberg, Genetic Algorithms-In Search, optimization and Machine learning, Pearson Education, 1989.
2. J. S. R. Jang, C.T. Sun and E.Mizutani, Neuro-Fuzzy and Soft Computing, Pearson Education, 2004.
3. G.J. Klir & B. Yuan, Fuzzy Sets & Fuzzy Logic, PHI, 1995.
4. Melanie Mitchell, An Introduction to Genetic Algorithm, PHI, 1998.
5. Timothy J. Ross, Fuzzy Logic with Engineering Applications, McGraw- Hill International editions, 1995

WEB LINKS:

1. <https://archive.nptel.ac.in/courses/106/105/106105173/>
2. <https://www.coursera.org/courses?query=computing>
3. <https://link.springer.com/journal/500>
4. <https://www.inderscience.com/jhome.php?jcode=ijsn>



CLOUD COMPUTING (Professional Elective - IV)**B. Tech VII Semester****L T P C****3 0 0 3****Subject Code: 22CS744PE****Pre-requisites:**

1. A course on “Computer Networks”
2. A course on “Operating Systems”

Course Objectives:

1. To introduce an insight into cloud computing.
2. To learn cloud service types, and practice on cloud deployment models and technologies supporting and driving the cloud.
3. To gain knowledge on programming models for cloud and development of software applications that runs the cloud and various services available from major cloud providers.
4. To explore networking for cloud computing.
5. To describe security concerns and issues in cloud computing.

Course Outcomes:

After completion of this course, the students will be able to:

1. Practice on different computing paradigms and potential of the paradigms and specifically cloud computing.
2. Identify cloud service types, and practice on cloud deployment models and technologies supporting and driving the cloud.
3. Acquire the knowledge of programming models for cloud and development of software application that runs the cloud and various services available from major cloud providers.
4. Design networking for cloud computing.
5. Analyze security concerns and issues in cloud computing.

UNIT – I**[10 Lectures]**

Computing Paradigms, Cloud Computing Fundamentals, Cloud Computing Architecture and Management.

UNIT – II**[12 Lectures]**

Cloud Deployment Models, Cloud Service Models, Technological Drivers for Cloud Computing: SOA and Cloud, Multicore Technology, Web 2.0 and Web 3.0, Pervasive Computing, Operating System, Application Environment.

UNIT – III**[8 Lectures]**

Virtualization, Programming Models for Cloud Computing: MapReduce, Cloud Haskell, Software Development in Cloud.

UNIT – IV**[12 Lectures]**

Networking for Cloud Computing: Introduction, Overview of Data Center Environment, Networking Issues in Data Centers, Transport Layer Issues in DCNs, Cloud Service Providers

UNIT – V**[8 Lectures]**

Security in Cloud Computing, and Advanced Concepts in Cloud Computing.

TEXT BOOKS:

1. K. Chandrasekhran, Essentials of cloud Computing, CRC press, 2014.
2. Rajkumar Buyya, James Broberg and Andrzej M. Goscinski, Cloud Computing: Principles and Paradigms, Wiley, 2011.

REFERENCE BOOKS:

1. Kai Hwang, Geoffery C. Fox, Jack J. Dongarra, Distributed and Cloud Computing, Elsevier, 2012.
2. Tim Mather, Subra Kumaraswamy, Shahed Latif, Cloud Security and Privacy: An Enterprise Perspective on Risks and Compliance, O'Reilly, SPD, rp2011.

WEB LINKS:

1. <https://nptel.ac.in/courses/106105167>
2. <https://www.coursera.org/browse/information-technology/cloud-computing>
3. <https://www.udemy.com/topic/cloud-computing/>
4. <https://www.edx.org/learn/cloud-computing>
5. <https://www.classcentral.com/course/google-cloud-computing-foundations-cloud-computing-fundamentals-98568>



AD-HOC & SENSOR NETWORKS (Professional Elective - IV)**B. Tech VII Semester****L T P C****3 0 0 3****Subject Code: 22CS745PE****Prerequisites**

1. A course on “Computer Networks”
2. A Course on “Distributed Systems”
3. 2. A course on “Mobile Computing”

Course Objectives:

1. To understand the challenges of routing in ad-hoc and sensor networks.
2. To know the MAC and transport protocols for ad-hoc networks.
3. To introduce the protocols TCP and MANET.
4. To describe basics of Wireless sensors, and Lower Layer Issues.
5. To learn basics of Wireless sensors, and Upper Layer Issues of WSN.

Course Outcomes:

After completion of this course, the students will be able to:

1. Gain knowledge of Ad Hoc and Wireless Sensor Networks.
2. Compare the MAC and routing protocols for ad hoc networks.
3. Design the solutions for TCP over Ad-hoc sensor networks.
4. Solve the issues in real-time application development based on ASN.
5. Develop the applications in the domain of ASN.

UNIT – I**[10 Lectures]**

Introduction to Ad Hoc Networks - Characteristics of MANETs, Applications of MANETs and Challenges of MANETs.

Routing in MANETs - Criteria for classification, Taxonomy of MANET routing algorithms, Topology- based routing algorithms-Proactive: DSDV; Reactive: DSR, AODV; Hybrid: ZRP; Position-based routing algorithms-Location Services-DREAM, Quorum-based; Forwarding Strategies: Greedy Packet, Restricted Directional Flooding-DREAM, LAR.

UNIT – II**[10 Lectures]**

Data Transmission - Broadcast Storm Problem, Rebroadcasting Schemes-Simple-flooding, Probability-based Methods, Area-based Methods, Neighbor Knowledge-based: SBA, Multipoint Relaying, AHBP.

Multicasting: Tree-based: AMRIS, MAODV; Mesh-based: ODMRP, CAMP; Hybrid: AMRoute, MCEDAR.

UNIT – III**[8 Lectures]**

Geo casting: Data-transmission Oriented-LBM; Route Creation Oriented- Geo TORA, MGR. TCP over Ad Hoc TCP protocol overview, TCP and MANETs, Solutions for TCP over Ad hoc

UNIT – IV**[8 Lectures]**

Basics of Wireless, Sensors and Lower Layer Issues: Applications, Classification of sensor networks, Architecture of sensor network, Physical layer, MAC layer, Link layer, Routing Layer.

UNIT – V**[8 Lectures]**

Upper Layer Issues of WSN: Transport layer, High-level application layer support, Adapting to the inherent dynamic nature of WSNs, Sensor Networks and mobile robots.

TEXT BOOKS:

1. Carlos Corderio Dharma P. Aggarwal, Ad Hoc and Sensor Networks–Theory and Applications, World Scientific Publications, March 2006.
2. Feng Zhao, Leonidas Guibas, Wireless Sensor Networks: An Information Processing Approach, Elsevier Science, 1st edition, 2005.

REFERENCE BOOKS:

1. C. Siva Ram Murthy, B.S. Manoj, Ad Hoc Wireless Networks: Architectures and Protocols, Pearson Education India, 1st edition, 2006.
2. Taieb Znati Kazem Sohraby, Daniel Minoli, Wireless Sensor Networks: Technology, Protocols and Applications, Wiley, 2010.

WEB LINKS:

1. <https://nptel.ac.in/courses/106105160>
2. <https://www.coursera.org/courses?query=wireless>
3. <https://www.classcentral.com/course/swayam-wireless-ad-hoc-and-sensor-networks-7888>
4. <https://www.youtube.com/playlist?list=PLV8vIYTIdSnaoFjclogMhXiBfrHSL2Ar1>



ADVANCED ALGORITHMS (Professional Elective - V)**B. Tech. VII Semester****L T P C**
3 0 0 3**Subject Code: 22CS751PE****Pre-requisites:**

1. A course on “Computer Programming & Data Structures”
2. A course on “Data Structures & Algorithms”

Course Objectives:

1. To introduce advanced methods on analysis of algorithms.
2. To familiarize yourself with graphs and algorithms related to the shortest path.
3. To understand matrix computations and modulo representations.
4. To gain the knowledge on module representation of polynomials and string algorithms.
5. To learn randomized, approximation algorithms and computational complexity.

Course Outcomes:

After completion of this course, the students will be able to:

1. Analyze advanced algorithms and functionalities of Graph.
2. Expertise with graphs and algorithms related to the shortest path.
3. Explore matrix computations and modulo representations.
4. Represent module polynomials and string algorithms.
5. Implement randomized, approximation algorithms and computational complexity.

UNIT – I**[10 Lectures]**

Introduction to Algorithms, Classification of Algorithms, Asymptotic Analysis, Introduction to Recurrence equations - Linear recurrences, Non-linear recurrences, Formulation of recurrence equations, techniques for solving recurrence equations, Solving recurrence equations using polynomial reduction, Master's theorem

Graph: Definitions and Elementary Algorithms: Shortest path by BFS, shortest path in edge-weighted case (Dijkstra's), depth-first search and computation of strongly connected components, Multistage Graph, topological sorting.

UNIT – II**[12 Lectures]**

Graph Matching: Algorithm to compute maximum matching. Characterization of maximum matching by augmenting paths, Edmond's Blossom algorithm to compute augmenting path, Bipartite matching problem.

Matroids: Introduction to greedy paradigm, algorithm to compute a maximum weight maximal independent set, Optimal tree problems- optimal merge, Huffman coding, tree vertex splitting problem.

Shortest Path in Graphs: Floyd-Warshall algorithm, Travelling Salesperson Problem and introduction to dynamic programming paradigm. Optimal Graph Problems - Minimum Spanning Tree, Single source shortest path.

UNIT – III**[10 Lectures]**

Flow-Networks: Maxflow - mincut theorem, Ford-Fulkerson Method to compute maximum flow, Edmond-Karp maximum-flow algorithm.

Matrix Computations: Strassen's algorithm and introduction to divide and conquer paradigm, Chain Matrix Multiplication, Matrix operations – Gaussian Elimination method, LUP-decomposition, Crout's method of decomposition, inverse of a triangular matrix.

UNIT – IV**[8 Lectures]**

Modulo Representation of integers/polynomials: Chinese Remainder Theorem, Conversion between base-representation and modulo-representation, interpolation problem. Multiplication of long integers by using Divide and Conquer paradigm, Schonhage-Strassen's Integer Multiplication algorithm.

String Algorithms: Naïve String, Rabin Karp, KMP, Boyer Moore, Harspool algorithms

UNIT- V**[12 Lectures]**

Basics of Computational Complexity: Introduction to computational complexity, complexity classes, Satisfiability problem and Cook's theorem, Examples of NP- Complete problems

Randomized algorithms: Introduction, Types of Randomized algorithms, Example of Randomized algorithms.

Approximation algorithms: Introduction, Types of Approximation algorithms, Examples of Approximation algorithms.

TEXT BOOKS:

1. S. Sridhar, Design and Analysis of Algorithms, Oxford University Press, 2014.
2. T Cormen, C Leiserson, R Rivest, C Stein, Introduction to Algorithms, MIT Press, third edition, 2009.

REFERENCE BOOKS:

1. Aho, Hopcroft, Ullman, The Design and Analysis of Computer Algorithms, Pearson, 1st edition, 1974.
2. Jon Kleinberg, Eva Tardos, Algorithm Design, Pearson, 1st edition, 2005.

WEB LINKS:

1. <https://nptel.ac.in/courses/106105164>
2. <https://www.coursera.org/learn/advanced-learning-algorithms>
3. <https://www.udemy.com/course/algorithms-and-programming-techniques/>
4. <https://www.classcentral.com/course/youtube-advanced-algorithms-compsci-224-48051>
5. <https://www.openculture.com/2017/12/advanced-algorithms-a-free-course-from-harvard-university.html>

TECHNICAL CAMPUS

EXPLORE TO INVENT

AGILE METHODOLOGY (Professional Elective - V)**B. Tech. VII Semester****L T P C****3 0 0 3****Subject Code: 22CS752PE****Course Objectives:**

1. To gain knowledge on concepts of Agile development, releasing, planning and developing.
2. To understand real customer involvement and ubiquitous language.
3. To describe bug free release, collective ownership, and documentation.
4. To learn risk management and iteration planning.
5. To introduce incremental requirements, refactoring, incremental design and architecture.

Course Outcomes:

After completion of this course, the students will be able to:

1. Explore basic concepts of agile methods and extreme programming.
2. Analyze real customer involvement and ubiquitous language.
3. Create bug free release, collective ownership, and documentation.
4. Discuss risk management and iteration planning.
5. Summarize incremental requirements, refactoring, incremental design and architecture.

UNIT-I**[12 Lectures]**

Introduction Extreme Programming (XP) - Agile Development: Why Agile - Understanding Success, Beyond Deadlines, Importance of Organizational Success, Introduction to Agility How to Be Agile - Agile methods, Don't make your own method, Road to mastery Understanding XP (Extreme Programming) – XP lifecycle, XP team, XP Concepts Adopting XP-Knowing whether XP is suitable, Implementing XP, assessing Agility Practicing XP - Thinking - Pair Programming, Energized work, Informative Workspace, Root cause Analysis, Retrospectives.

UNIT- II**[8 Lectures]**

Collaborating: Trust, Sit together, Real customer involvement, Ubiquitous language, meetings, coding standards, Iteration demo, Reporting.

UNIT- III**[8 Lectures]**

Releasing: Bug free Release, Version Control, fast build, continuous integration, Collective ownership, Documentation.

UNIT-IV**[8 Lectures]**

Planning: Version, Release Plan, Risk Management, Iteration Planning, Slack, Stories, Estimating.

UNIT-V**[10 Lectures]**

Developing: Incremental requirements, Customer tests, Test driven development, Refactoring, Incremental design and architecture, spike solutions, Performance optimization, Exploratory testing

TEXT BOOKS:

1. James Shore and Shane Warden, The art of Agile Development, 11th Indian Reprint, O'Reilly, 2018.
2. Andrew Stellman and Jennifer Greene, Learning Agile, O'Reilly, 4th Indian Reprint, 2018.

REFERENCE BOOKS:

1. Venkat Subramaniam and Andy Hunt, Practices of an Agile Developer, SPD, 5th Indian Reprint, 2015.
2. Jim High smith, Agile Project Management, Pearson Low price Edition, 2004.

WEB LINKS:

1. <https://elearn.nptel.ac.in/shop/iit-workshops/completed/agile-testing-methodology-and-project-management-test-automation/>
2. <https://www.coursera.org/courses?query=agile>
3. <https://www.udemy.com/topic/agile/>
4. <https://www.simplilearn.com/free-agile-tools-for-every-project-manager-article>
5. <https://www.edx.org/learn/agile>



ROBOTIC PROCESS AUTOMATION (Professional Elective - V)**B. Tech. VII Semester****L T P C**
3 0 0 3**Subject Code: 22CS753PE****Course Objectives:**

1. To understand the concepts of Robotic Process Automation and UiPath tool.
2. To learn flow chart mechanism in various calculations.
3. To introduce controls, OCR, Plugins, and extensions.
4. To explore user events, with the exception of handling and debugging techniques.
5. To gain knowledge of system management techniques.

Course Outcomes:

After completion of this course, the students will be able to:

1. Implement the concepts of Robotic Process Automation and UiPath tool.
2. Apply the flow chart mechanism in various calculations.
3. Design controls, OCR, Plugins, and extensions.
4. Create user events, exception handling and debugging techniques.
5. Prepare system management techniques.

UNIT – I**[10 Lectures]**

Robotic Process Automation: Introduction, Scope and techniques of automation, Robotic process automation, Components of RPA, RPA platforms, About UiPath

UiPath Stack UiPath Studio, UiPath Robot, Types of Robots, UiPath Orchestrator

UiPath Studio Projects, User interface

The User Interface: Task recorder, Advanced UI interactions: Input methods, Output methods

UNIT – II**[8 Lectures]**

Sequence, Flowchart, and Control Flow: Sequencing the workflow, Activities, Control Flow, various types of loops and decision making.

Data Manipulation: Variables and scope, Collections, Arguments – Purpose and use, Data table usage with examples, File operation with step-by-step example, CSV/Excel to data table and vice versa.

UNIT – III**[10 Lectures]**

Taking Control of the Controls: Finding and attaching windows, Finding the control, Techniques for waiting for a control, Act on controls – mouse and keyboard activities, Handling events, revisit recorder, When to use OCR, Types of OCR available, How to use OCR.

Plugins and Extensions: Terminal Plugin, SAP Automation, Citrix automation and Credential management.

UNIT – IV**[10 Lectures]**

Handling User Events and Assistant Bots: Assistant bots, Monitoring system event triggers, Monitoring image and element triggers, Launching an assistant bot on a keyboard event.

Exception Handling, Debugging, and Logging: Exception handling, Common exceptions and ways to handle them, Logging and taking screenshots, Debugging techniques, Collecting crash dumps, Error reporting.

UNIT – V**[10 Lectures]**

Managing and Maintaining the Code: Project organization, nesting workflows, Reusability of workflows, Commenting techniques, State Machine, When to use Flowcharts, State Machines, or Sequences, Using config files

Deploying and Maintaining the Bot: Publishing using publish utility, using Orchestration Server to control bots, deploy bots, License Management, Publishing and Managing updates

TEXT BOOKS:

1. Alok Mani Tripathi, Learning Robotic Process Automation: Create Software robots and automate business processes with the leading RPA tool - UiPath, Packt Publishing, 2018.
2. Gerardus Blokdyk, Robotic Process Automation A Complete Guide - 2020, 5STARCOOKS, 2019.

REFERENCE BOOK:

1. Arun Kumar Asokan, UiPath Administration and Support Guide, Packt Publishing, 2022.
2. Fanny Ip, Democratizing Artificial Intelligence with UiPath, Packt Publishing Limited, 2022.

WEB LINKS:

1. <https://nptel.ac.in/courses/112105249>
2. <https://www.coursera.org/specializations/roboticprocessautomation>
3. <https://www.udemy.com/topic/robotic-process-automation/>
4. <https://www.g2.com/categories/robotic-process-automation-rpa/free>
5. <https://cognifirm.com/top-25-free-rpa-tools/>



BLOCK CHAIN TECHNOLOGY (Professional Elective - V)**B. Tech. VII Semester****L T P C**
3 0 0 3**Subject Code: 22CS754PE****Prerequisites:**

1. Knowledge of information security and applied cryptography.
2. Knowledge of Computer Networks.

Course Objectives:

1. To learn the fundamentals of Blockchain and various types of block chain and consensus mechanisms.
2. To understand the public block chain system and smart contracts.
3. To describe Private blockchain system, consortium blockchain and initial coin offering.
4. To know the security issues of blockchain technology.
5. To explore different blockchain application case studies.

Course Outcomes:

After completion of this course, the students will be able to:

1. Summarize concepts behind crypto currency.
2. Design applications of smart contracts in decentralized applications and public block chain system.
3. Implement Private blockchain, hybrid blockchain and initial coin offering.
4. Solve the security issues in blockchain and develop applications in different domains.
5. Create blockchain for different application case studies.

UNIT – I**[10 Lectures]****Fundamentals of Blockchain:** Introduction, Origin of Blockchain, Blockchain Solution, Components of Blockchain, Block in a Blockchain, The Technology and the Future.**Blockchain Types and Consensus Mechanism:** Introduction, Decentralization and Distribution, Types of Blockchain, Consensus Protocol.**Cryptocurrency – Bitcoin, Altcoin and Token:** Introduction, Bitcoin and the Cryptocurrency, Cryptocurrency Basics, Types of Cryptocurrencies, Cryptocurrency Usage.**UNIT – II****[8 Lectures]****Public Blockchain System:** Introduction, Public Blockchain, Popular Public Blockchains, The Bitcoin Blockchain, Ethereum Blockchain.**Smart Contracts:** Introduction, Smart Contract, Characteristics of a Smart Contract, Types of Smart Contracts, Types of Oracles, Smart Contracts in Ethereum, Smart Contracts in Industry.**UNIT – III****[12 Lectures]****Private Blockchain System:** Introduction, Key Characteristics of Private Blockchain, Need of Private Blockchain, Private Blockchain Examples, Private Blockchain and Open Source, E-commerce Site Example, Various Commands (Instructions) in E-commerce Blockchain, Smart Contract in Private Environment, State Machine, Different Algorithms of Permissioned Blockchain, Byzantine Fault, Multichain.

Consortium Blockchain: Introduction, Key Characteristics of Consortium Blockchain, Need of Consortium Blockchain, Hyperledger Platform, Overview of Ripple, Overview of Corda.

Initial Coin Offering: Introduction, Blockchain Fundraising Methods, Launching an ICO, Investing in an ICO, Pros and Cons of Initial Coin Offering, Successful Initial Coin Offerings, Evolution of ICO, ICO Platforms.

UNIT – IV

[10 Lectures]

Security in Blockchain: Introduction, Security Aspects in Bitcoin, Security and Privacy Challenges of Blockchain in General, Performance and Scalability, Identity Management and Authentication, Regulatory Compliance and Assurance, Safeguarding Blockchain Smart Contract (DApp), Security Aspects in Hyperledger Fabric.

Applications of Blockchain: Introduction, Blockchain in Banking and Finance, Blockchain in Education, Blockchain in Energy, Blockchain in Healthcare, Blockchain in Real-estate, Blockchain In Supply Chain, The Blockchain and IoT. Limitations and Challenges of Blockchain.

UNIT – V

[10 Lectures]

Blockchain Case Studies: Case Study 1 – Retail, Case Study 2 – Banking and Financial Services, Case Study 3 – Healthcare, Case Study 4 – Energy and Utilities.

Blockchain Platform using Python: Introduction, Learn How to Use Python Online Editor, Basic Programming Using Python, Python Packages for Blockchain.

Blockchain platform using Hyperledger Fabric: Introduction, Components of Hyper ledger Fabric Network, Chain codes from Developer.ibm.com, Blockchain Application Using Fabric Java SDK.

TEXT BOOKS:

1. Chandramouli Subramanian, Asha A. George, Abhilasj K A and Meena Karthikeyan, Blockchain Technology, Universities Press, 2020.
2. Michael Juntao Yuan, Building Blockchain Apps, Pearson Education, First Edition, 2020.

REFERENCE BOOKS:

1. Melanie Swan, Blockchain: Blueprint for a New Economy, O'reilly, First Edition, 2015.
2. Jai Singh Arun, Jerry Cuomo, Nitin Gaur, Blockchain for Business, Pearson, 1st edition, 2019.

WEB LINKS:

1. <https://nptel.ac.in/courses/106104220>
2. <https://www.coursera.org/courses?query=blockchain>
3. <https://www.udemy.com/topic/blockchain/>
4. <https://www.mygreatlearning.com/academy/learn-for-free/courses/blockchain-basics>
5. <https://www.edx.org/learn/blockchain>

SOFTWARE PROCESS & PROJECT MANAGEMENT (Professional Elective - V)

B. Tech VII Semester

L T P C

3 0 0 3

Subject Code: 22CS755PE

Course Objectives:

1. To acquire knowledge of software process management and models.
2. To understand the process production stages.
3. To learn the process plan and its checkpoints.
4. To introduce managerial skills for software project development
5. To describe software economics, project policies and its next level adoption.

Course Outcomes:

After completion of this course, the students will be able to:

1. Gain knowledge of software process change, assessment, project plans and Quality Standards.
2. Examine the life cycle phases, artifacts, and project organization.
3. Implement workflows and checkpoints of a process and its plan.
4. Design and develop software products using conventional and modern principles of software project management.
5. Identify the new project management process and practices.

UNIT – I

[8 Lectures]

Software Process Maturity: Software maturity Framework, Principles of Software Process Change, Software Process Assessment, The Initial Process, The Repeatable Process, The Defined Process, The Managed Process, The Optimizing Process.

Process Reference Models: Capability Maturity Model (CMM), CMMI, PCMM, PSP, TSP).

UNIT – II

[10 Lectures]

Software Project Management Renaissance: Conventional Software Management, Evolution of Software Economics, Improving Software Economics, The old way and the new way.

Life-Cycle Phases and Process artifacts: Engineering and Production stages, inception phase, elaboration phase, construction phase, transition phase, artifact sets, management artifacts, engineering artifacts and pragmatic artifacts, model-based software architectures.

UNIT – III

[10 Lectures]

Workflows and Checkpoints of process: Software process workflows, Iteration workflows, Major milestones, minor milestones, periodic status assessments.

Process Planning: Work breakdown structures, Planning guidelines, cost and schedule estimating process, iteration planning process, Pragmatic planning.

UNIT – IV

[8 Lectures]

Project Organizations: Line-of- business organizations, project organizations, evolution of organizations, process automation. Project Control and process instrumentation. The seven-core metrics, management indicators, quality indicators, life-cycle expectations, Pragmatic software metrics, metrics automation.

UNIT – V**[10 Lectures]**

CCPDS-R Case Study and Future Software Project Management Practices, Modern Project Profiles, Next-Generation software Economics, Modern Process Transitions.

TEXT BOOKS:

1. Watts S. Humphrey, Managing the Software Process, Pearson Education, 1989.
2. Walker Royce, Software Project Management: A unified framework, Pearson Education, 1st edition, 2002.

REFERENCE BOOKS:

1. Watts S. Humphrey, An Introduction to the Team Software Process, Pearson Education, 2000.
2. James R. Persse, Process Improvement essentials, O'Reilly, 2006
3. Bob Hughes & Mike Cotterell, Software Project Management, fourth edition, TMH, 2006
4. Andrew Stellman & Jennifer Greene, Applied Software Project Management, O'Reilly, 2006.
5. Richard H. Thayer & Edward Yourdon, Software Engineering Project Management, 2nd edition, Wiley India, 2004.
6. Jim Highsmith, Agile Project Management, Pearson education, 2004.

WEB LINKS:

1. https://onlinecourses.nptel.ac.in/noc19_cs70/preview
2. <https://www.coursera.org/courses?query=software%20project%20management>
3. <https://www.udemy.com/course/software-project-management-the-complete-course/>
4. <https://www.classcentral.com/course/swayam-software-project-management-14294>
5. <https://www.forbes.com/advisor/in/business/software/free-project-management-software/>



CRYPTOGRAPHY AND NETWORK SECURITY LAB**B.Tech. VIII Semester****L T P C**
0 0 2 1**Subject Code: 22CS703PC****Corequisite:** A Course on “Cryptography and Network Security”.**Prerequisites:**

1. A Course on “C Programming”.
2. A Course on “Java Programming”.

Course Objectives:

1. To learn different cipher techniques.
2. To introduce the algorithms DES, RSA, MD5, SHA-1.
3. To know network security tools and vulnerability assessment tools.
4. To explore key exchange concepts.
5. To understand block ciphers implementation.

Course Outcomes:

After completion of this course, the students will be able to:

1. Develop code for classical Encryption Techniques to solve the problems.
2. Build cryptosystems by applying symmetric and public key encryption algorithms.
3. Construct code for authentication algorithms.
4. Design key exchange mechanisms for secure communication.
5. Implement the network security system using open-source tools.

List of Experiments:

1. Write a C program that contains a string (char pointer) with a value ‘Hello world’. The program should XOR each character in this string with 0 and displays the result.
2. Write a C program that contains a string (char pointer) with a value ‘Hello world’. The program should AND or and XOR each character in this string with 127 and display the result.
3. Write a Java program to perform encryption and decryption using the following algorithms
a. Ceaser cipher b. Substitution cipher c. Hill Cipher
4. Write a C/JAVA program to implement the DES algorithm logic.
5. Write a C/JAVA program to implement the Blowfish algorithm logic.
6. Write the RC4 logic in Java Using Java cryptography; encrypt the text “Hello world” using Blowfish. Create your own key using Java key tool.
7. Write a Java program to implement RSA algorithm.
8. Implement the Diffie-Hellman Key Exchange mechanism.
9. Calculate the message digest of a text using the SHA-1 algorithm in JAVA.
10. Calculate the message digest of a text using the MD5 algorithm in JAVA.

TEXTBOOKS:

1. Michael Gregg, Build Your Own Security Lab: A Field Guide For Network Testing, Wiley India, 2012.
2. Gohel Hardik, Introduction to Network & Cyber Security, LAP Lambert Academic Publishing, 2015.

REFERENCE BOOKS:

1. Neal Krawetz, Introduction to Network Security, CENGAGE Learning, 2007.
2. Bernard Menezes, Network Security and Cryptography, CENGAGE Learning, 1st Edition, 2010.

WEB LINKS:

1. <https://cse29-iiith.vlabs.ac.in/>
2. <https://www.udemy.com/course/building-a-computer-network-test-lab/>
3. <https://github.com/topics/cns-lab>
4. <https://github.com/sobolevn/awesome-cryptography>



COMPILER DESIGN LAB**B. Tech VII Semester****L T P C****0 0 2 1****Subject Code: 22CS704PC****Corequisite:** A Course on “Compiler Design”.**Prerequisites**

1. A Course on “Objected Oriented Programming through Java”
2. A course on “C Programming”

Course Objectives:

1. To understand the various phases in the design of a compiler.
2. To learn the design of top-down and bottom-up parsers.
3. To gain the knowledge of syntax directed translation schemes.
4. To describe lex and yacc tools.
5. To explore the structure of symbol table and bnf rules.

Course Outcomes:

After completion of this course, the students will be able to:

1. Design, develop, and implement a compiler for any language.
2. Use lex and yacc tools for developing a scanner and a parser.
3. Design and implement LL and LR parsers.
4. Create and convert BNF rules into YACC form to generate various parsers.
5. Implement Symbol table and its operations.

List of Experiments

1. Implementation of symbol table.
2. Develop a lexical analyzer to recognize a few patterns inc (ex. Identifiers, constants, comments, operators etc.)
3. Implementation of lexical analyzer using lex tool.
4. Generate yacc specification for a few syntactic categories.
 - a) Program to recognize a valid arithmetic expression that uses operator +, -, * and /.
 - b) Program to recognize a valid variable which starts with a letter followed by any number of letter or digits.
 - c) Implementation of calculator using lex and yacc.
5. Convert the bnf rules into yacc form and write code to generate abstract syntax tree.
6. Implement type checking
7. Implement any one storage allocation strategies (heap, stack, static)
8. Write a lex program to count the number of words and number of lines in a given file or program.
9. Write a ‘C’ program to implement lexical analyzer using c program.
10. write recursive descent parser for the grammar
 - E->E+T
 - E->T
 - T->T*F
 - T->F
 - F->(E)/id.

11. write recursive descent parser for the grammar

$S \rightarrow (L)$

$S \rightarrow a$

$L \rightarrow L, S$

$L \rightarrow S.$

12. Write a C program to calculate first function for the grammar

$E \rightarrow E+T$

$E \rightarrow T$

$T \rightarrow T * F$

$T \rightarrow F$

$F \rightarrow (E)/id$

13. Write a YACC program to implement a top down parser for the given grammar.

14. Write a YACC program to evaluate algebraic expression.

TEXTBOOKS:

1. Alfred V. Aho, Monica S. Lam, Ravi Sethi, Jeffrey D. Ullman, Compilers: Principles, Techniques and Tools, Second Edition, Pearson, 2012.
2. Douglas Thain, Introduction to Compilers and Language Design, 2nd edition, Independently published, 2020.
3. Allen I. Holub, Compiler Design in C, Prentice-Hall, 2nd ed. edition, 1990.

REFERENCE BOOKS:

1. Doug Brown, John Levine, Tony Mason, lex & yacc, O'Reilly Media, 2nd edition, 1992.
2. Kenneth C. Loudon, Compiler Construction: Principles and Practice, Course Technology Inc, International edition, 1997.
3. Andrew W. Appel, Modern Compiler Implementation in C, Cambridge University Press, Revised ed. edition, 2004.
4. Keith Cooper and Linda Torczon, Engineering a compiler, 2nd Edition, Morgan Kaufmann, 2011.

WEB LINKS:

1. <https://www.udemy.com/course/creating-a-c-compiler-from-scratch-module-1/>
2. <https://github.com/cechengannur/Compiler-Design-Lab-S7>
3. <https://cse.anangpuria.com/labs/compiler-design-lab/>
4. <https://www.cse.iitd.ac.in/~sbansal/col728/labs.html>
5. <https://www.geeksforgeeks.org/lex-program-to-identify-the-identifier/>
6. <https://github.com/Prati5/Lex-Program-examples/blob/master/identifiersKeywords.l>
7. <https://simple2code.com/c-programs/c-program-for-predictive-parser/>

ORGANIZATIONAL BEHAVIOUR**B. Tech VIII Semester****L T P C**
3 0 0 3**Subject Code: 22MB801HS****Course Objectives:**

1. To learn the basic concepts of OB and its applications in contemporary organizations.
2. To understand how individual behavior impacts organizational effectiveness and efficiency.
3. To explore the importance of group behavior in the organization.
4. To empower nature in groups and teams.
5. To appreciate different cultures and diversity in the workplace.

Course Outcomes:

After completion of this course, the students will be able to:

1. Impart the conceptual framework of the OB and its practical applications.
2. Evaluate the role of individual behavior in achieving organizational goals.
3. Usage of decision making at group level.
4. Comprehend power and politics in organization.
5. Accept and embrace working with different people from different cultures in the work place.

UNIT- I:**[8 Lectures]**

Organizational Behaviour: Definition, need and importance of organizational behaviour – Nature and scope – Frame work – Organizational behaviour models.

UNIT-II:**[10 Lectures]**

Individual Behaviour: Personality – types – Factors influencing personality – Theories – Learning – Types of learners – The learning process – Learning theories – Organizational behaviour modification, Misbehaviour – Types – Management Intervention. Emotions - Emotional Labour – Emotional Intelligence – Theories. Attitudes – Characteristics – Components – Formation – Measurement- Values. Perceptions – Importance – Factors influencing perception – Interpersonal perception- Impression Management. Motivation – importance – Types – Effects on work behavior.

UNIT- III:**[8 Lectures]**

Group Behaviour: Organization structure – Formation – Groups in organizations – Influence – Group dynamics – Emergence of informal leaders and working norms – Group decision making techniques – Team building - Interpersonal relations – Communication – Control.

UNIT- IV:**[8 Lectures]**

Leadership and Power: Meaning – Importance – Leadership styles – Theories of leadership – Leaders Vs Managers – Sources of power – Power centers – Power and Politics.

UNIT- V:**[12 Lectures]**

Dynamics of Organizational Behaviour: Organizational culture and climate – Factors affecting organizational climate – Importance. Job satisfaction – Determinants – Measurements – Influence on behavior. Organizational change – Importance – Stability Vs Change – Proactive Vs Reaction change – the change process – Resistance to change – Managing change. Stress – Work Stressors – Prevention and Management of stress – Balancing work and Life. Organizational development – Characteristics – objectives –. Organizational effectiveness

TEXT BOOKS:


1. Stephen P. Robins, Organisational Behavior, PHI Learning / Pearson Education, 11th edition, 2008.
2. Fred Luthans, Organisational Behavior, McGraw Hill, 11th Edition, 2001.

REFERENCE BOOKS:

1. Schermerhorn, Hunt and Osborn, Organisational behavior, John Wiley, 9th Edition, 2008.
2. Udai Pareek, Understanding Organisational Behaviour, 2nd Edition, Oxford Higher Education, 2004.

WEB LINKS:

1. https://onlinecourses.nptel.ac.in/noc20_mg51/preview
2. <https://www.coursera.org/learn/managing-people-iese>
3. <https://www.udemy.com/course/organisational-behaviour/>
4. <https://www.classcentral.com/course/swayam-organizational-behaviour-17720>
5. <https://www.mygreatlearning.com/academy/learn-for-free/courses/organizational-behaviour>
6. <https://open.umn.edu/opentextbooks/textbooks/30>



COMPUTATIONAL COMPLEXITY (Professional Elective - VI)**B.Tech. VIII Semester****L T P C**
3 0 0 3**Subject Code: 22CS861PE****Prerequisites:**

1. A course on “Design and Analysis of Algorithms”.

Course Objectives:

1. To introduce computational complexity-based algorithms and their implementations.
2. To understand optimizational problems.
3. To describe NP completeness problems.
4. To learn hierarchical theorems.
5. To gain knowledge on randomized computation and decision trees.

Course Outcomes:

After completion of this course, the students will be able to:

1. Impart the complexity of time and space for computational models.
2. Solve optimizational problems.
3. Analyze NP completeness problems.
4. Apply hierarchical theorems.
5. Summarize randomized computation and decision trees.

UNIT – I**[8 Lectures]**

Introduction: Algorithms and complexity, Basic Complexity Classes-Deterministic time and the class P.

Computational Tasks and models: Computational tasks – Search problems, Decision problems, Uniform models- Overview, General Principles, Concrete Model, Halting problem, restricted models.

UNIT – II**[10 Lectures]**

P vs. NP: Efficient Computation, The Search Version (Finding vs. Checking), The Decision Version (Proving Vs Verifying), Equivalence of the two formulations, Optimal Search Algorithms for NP.

Polynomial time reduction: The general notation of a Reduction, Reducing Optimization Problems to search problems, Self-Reducibility of search problems.

UNIT – III**[10 Lectures]**

NP – Completeness: Definition, Cook’s theorem, Existence of NP Complete Problems bounded halting and non-halting, Natural NP Complete Problems – The NP completeness of CSAT, The NP Completeness of SAT, Combinatorics and Graph Theory, additional properties of the standard reductions, Negative applications of NP Completeness, Positive applications of NP Completeness, NP Sets, Reflections on Complete problems, NP –complete optimization problems.

UNIT – IV**[10 Lectures]**

Diagonalization: Time Hierarchy theorem, Space Hierarchy theorem, Non-deterministic Time Hierarchy theorem, Ladner's theorem.

Space Complexity: Definition of space bounded computation, PSPACE completeness, NL Completeness, some space complexity classes– Savitch's theorem, Savitch's theorem, The essence of PSPACE.

The polynomial time hierarchy and alternations: polynomial hierarchy, time versus alternations, properties of polynomial hierarchy, Complete problems in PH.

UNIT – V**[8 Lectures]**

Randomized computation: Probabilistic Turing machine, one sided and zero-sided error, Randomized reduction, Randomized space bounded computation.

Decision trees: Graphs and Decision Trees, Monotonic Graph properties, Topological criterion, Randomized decision trees.

TEXT BOOKS:

1. Oded Goldreich, P, NP, and NP-Completeness: The Basics of Computational Complexity, Cambridge University Press, 1st edition, 2010.
2. Sanjeev Arora and Boaz Barak, Computational Complexity: A Modern Approach, Cambridge University Press, 1st edition, 2009.

REFERENCE BOOKS:

1. Christos Papadimitriou, Computational Complexity, Pearson, 1st edition, 1994.
2. Ding-Zhu Du, Ker-I Ko, Theory of Computational Complexity, Wiley-Interscience, 1st edition, 2000.

WEB LINKS:

1. https://onlinecourses.nptel.ac.in/noc21_cs90/preview
2. <https://www.coursera.org/learn/computational-thinking-problem-solving>
3. <https://www.udemy.com/course/algorithms-complexity/>
4. <https://freecomputerbooks.com/Computational-Complexity-A-Modern-Approach.html>
5. <https://www.classcentral.com/course/swayam-computational-complexity-theory-22933>

TECHNICAL CAMPUS

EXPLORE TO INVENT

DISTRIBUTED SYSTEMS (Professional Elective - VI)**B.Tech. VIII Semester****LT P C
3 0 0 3****Subject Code: 22CS862PE****Prerequisites**

1. A course on “Operating Systems”
2. A course on “Computer Organization & Architecture”

Course Objectives

1. To provide an insight into Distributed systems.
2. To introduce operating systems and distributed file systems.
3. To understand Peer to Peer Systems, time and global state, coordination, and agreement.
4. To learn Transactions and Concurrency control, distributed transactions and distributed deadlocks.
5. To describe Replication and Distributed shared memory.

Course Outcomes

After completion of this course, the students will be able to:

1. Gain the knowledge of Distributed systems.
2. Explore operating systems and distributed file systems.
3. Implement Peer to Peer Systems, time and global state, coordination, and agreement.
4. Apply Transactions and Concurrency control, distributed transactions, and distributed deadlocks.
5. Create Replication and Distributed shared memory.

UNIT – I**[10 Lectures]**

Characterization of Distributed Systems: Introduction, Examples of Distributed systems, Resource sharing and web, challenges.

System models: Architectural and Fundamental models, Networking and Internetworking, Interprocess Communication.

Distributed objects and Remote Invocation: Communication between distributed objects, RPC, Events and notifications, Case study-Java RMI.

UNIT – II**[8 Lectures]**

Operating System Support: Introduction, OS layer, Protection, Processes and Threads, Communication and Invocation, Operating system architecture.

Distributed File Systems: Introduction, File Service architecture.

UNIT – III**[10 Lectures]**

Peer to Peer Systems: Introduction, Napster and its legacy, Peer to Peer middleware.

Time and Global States-Introduction, Clocks, events and Process states, Synchronizing physical clocks, logical time and logical clocks, global states, distributed debugging.

Coordination and Agreement: Introduction, Distributed mutual exclusion, Elections, Multicast communication, consensus and related problems.

UNIT – IV**[10 Lectures]**

Transactions and Concurrency Control: Introduction, Transactions, Nested Transactions, Locks, Optimistic concurrency control, Timestamp ordering.

Distributed Transactions-Introduction, Flat and Nested Distributed Transactions, Atomic commit protocols, Concurrency control in distributed transactions.

Distributed deadlocks: Transaction recovery.

UNIT – V**[8 Lectures]**

Replication: Introduction, System model and group communication, Fault tolerant services, Transactions with replicated data.

Distributed shared memory: Design and Implementation issues, Consistency models.

TEXT BOOKS:

1. G Coulouris, J Dollimore and T Kindberg, Distributed Systems Concepts and Design, Fourth Edition, Pearson Education, 2008.
2. S.Ghosh, Chapman & Hall/CRC, Distributed Systems, Taylor & Francis Group, 2010.

REFERENCE BOOKS:

1. A.S. Tanenbaum and M.V. Steen, Distributed Systems – Principles and Paradigms, Pearson Education, 2nd edition, 2008.
2. Ajay D. Kshemakalyani and Mukesh Singhal, Distributed Computing, Principles, Algorithms and Systems, Cambridge, rp 2010.

WEB LINKS:

1. https://onlinecourses.nptel.ac.in/noc21_cs87/preview
2. <https://www.coursera.org/courses?query=distributed%20systems>
3. <https://www.udemy.com/topic/distributed-computing/>
4. <https://github.com/FedericoPonzi/awesome-distributed-systems>
5. <https://www.classcentral.com/course/swayam-distributed-systems-43583>

TECHNICAL CAMPUS

EXPLORE TO INVENT

DEEP LEARNING (Professional Elective - VI)**B. Tech VIII Semester****L T P C**
3 0 0 3**Subject Code: 22CS863PE****Course Objectives:**

1. To introduce deep Learning algorithms and their applications in real-world data.
2. To understand optimal usage of data for training deep models.
3. To learn CNN models on real-world data.
4. To explore RNN models for real-world data and evaluation of deep models.
5. To describe deep models for real-world problems.

Course Outcomes:

After completion of this course, the students will be able to:

1. Implement deep Learning algorithms and their applications in real-world data.
2. Create optimal usage of data for training deep models.
3. Apply CNN models for real-world data.
4. Create and Evaluate RNN models for real-world data.
5. Develop deep models for real-world problems.

UNIT – I**[10 Lectures]****Machine Learning Basics:** Learning Algorithms, Capacity, Overfitting and Underfitting, Hyperparameters and Validation Sets, Estimators, Bias and Variance, Maximum Likelihood Estimation, Bayesian Statistics, Supervised Learning Algorithms, Unsupervised Learning Algorithms, Stochastic Gradient Descent, Building a Machine Learning Algorithm, Challenges Motivating Deep Learning.**Deep Feedforward Networks:** Learning XOR, Gradient-Based Learning, Hidden Units, Architecture Design, Back-Propagation and Other Differentiation Algorithms.**UNIT – II****[10 Lectures]****Regularization for Deep Learning:** Parameter Norm Penalties, Norm Penalties as Constrained Optimization, Regularization and Under- Constrained Problems, Dataset Augmentation, Noise Robustness, Semi-Supervised Learning, Multi- Task Learning, Early Stopping, Parameter Tying and Parameter Sharing, Sparse Representations, Bagging and Other Ensemble Methods, Dropout, Adversarial Training, Tangent Distance, Tangent Prop, and Manifold Tangent Classifier, Optimization for Training Deep Models, Learning vs Pure Optimization, Challenges in Neural Network Optimization, Basic Algorithms, Parameter Initialization Strategies, Algorithms with Adaptive Learning Rates.**UNIT – III****[8 Lectures]****Convolutional Networks:** The Convolution Operation, Motivation, Pooling, Convolution and Pooling as an Infinitely Strong Prior, Variants of the Basic Convolution Function, Structured Outputs, Data Types, Efficient Convolution Algorithms, Random or Unsupervised Features.**UNIT – IV****[10 Lectures]****Recurrent and Recursive Nets:** Unfolding Computational Graphs, Recurrent Neural Networks, Bidirectional RNNs, Encoder-Decoder Sequence-to-Sequence Architectures, Deep Recurrent Networks, Recursive Neural Networks, The Challenge of Long-Term Dependencies, Echo State Networks, Leaky Units and Other Strategies for Multiple Time Scales, The Long Short-Term Memory and Other Gated RNNs, Optimization for Long- Term Dependencies, Explicit Memory

UNIT – V**[10 Lectures]**

Practical Methodology: Performance Metrics, Default Baseline Models, Determining Whether to Gather More Data, Selecting Hyperparameters, Debugging Strategies, Example: Multi-Digit Number Recognition.

Applications: Large-Scale Deep Learning, Computer Vision, Speech Recognition, Natural Language Processing, Other Applications.

TEXT BOOKS:


1. Aaron Courville, Ian Goodfellow, Yoshua Bengio, Deep Learning, MIT Press, 2016.
2. Hastie, R. Tibshirani, and J. Friedman, The Elements of Statistical Learning, Springer-Verlag New York Inc., 2nd ed. 2009, Corr. 9th printing 2017 edition, 2017.

REFERENCE BOOKS:

1. Koller, and N. Friedman, Probabilistic Graphical Models: Principles and Techniques, MIT Press, 1st edition, 2009.
2. Bishop, C., M., Pattern Recognition and Machine Learning, Springer, 2006.
3. Yegnanarayana, B., Artificial Neural Networks PHI Learning Pvt. Ltd, 2009.
4. Golub, G., H., and Van Loan, C.,F., Matrix Computations, JHU Press, 2013.
5. Satish Kumar, Neural Networks: A Classroom Approach, Tata McGraw-Hill Education, 2004.

WEB LINKS:

1. https://onlinecourses.nptel.ac.in/noc20_cs62/preview
2. <https://www.coursera.org/specializations/deep-learning>
3. <https://www.udemy.com/topic/deep-learning/>
4. <https://www.mygreatlearning.com/deep-learning/free-courses>
5. <https://machinelearningmastery.com/deep-learning-courses/>



HUMAN COMPUTER INTERACTION (Professional Elective - VI)**B. Tech VIII Semester****L T P C**
3 0 0 3**Subject Code: 22CS864PE****Course Objectives:**

1. To gain an overview of Human-Computer Interaction (HCI).
2. To understand the alternatives to traditional "keyboard and mouse" computing.
3. To Getting familiarity with the vocabulary associated with sensory and cognitive systems.
4. To explore the basics of software tools.
5. To know the importance of cognitive levels of the user interface.

Course Outcomes:

After completion of this course, the students will be able to:

1. Apply HCI and principles to interaction design.
2. Design process of human-computer interaction.
3. Implement the principles of GUI.
4. Develop certain tools for blind or PH people.
5. Create applications of virtual and augmented reality interfaces.

UNIT – I**[10 Lectures]**

Introduction: Importance of user Interface – definition, importance of good design. Benefits of good design. A brief history of Screen design.

The graphical user interface: popularity of graphics, the concept of direct manipulation, graphical system, Characteristics, Web user – Interface popularity, characteristics- Principles of user interface.

UNIT – II**[10 Lectures]**

Design process: Human interaction with computers, importance of human characteristics human consideration, Human interaction speeds, understanding business junctions.

Screen Designing: Design goals–Screen planning and purpose, organizing screen elements, ordering of screen data and content – screen navigation and flow – Visually pleasing composition – amount of information – focus and emphasis – presentation information simply and meaningfully – information retrieval on web – statistical graphics – Technological consideration in interface design.

UNIT- III**[8 Lectures]**

Windows – New and Navigation schemes selection of window, selection of devices based and screen- based controls. Components – text and messages, Icons and increases – Multimedia, colors, uses problems, choosing colors.

UNIT- IV**[8 Lectures]**

HCI in the software process - The software life cycle Usability Engineering Iterative design and prototyping Design Focus: Prototyping in practice Design rationale Design rules Principles to support usability Standards Golden rules and heuristics HCI patterns Evaluation techniques, Goals of evaluation, Evaluation through expert analysis, Evaluation through user participation, Choosing an evaluation method. Universal design, Universal design principles Multi-modal interaction

UNIT- V**[10 Lectures]**

Cognitive models Goal and task hierarchies Design Focus: GOMS saves money Linguistic models The challenge of display-based systems Physical and device models Cognitive architectures Ubiquitous computing and augmented realities Ubiquitous computing applications research Design Focus: Ambient Wood – augmenting the physical Virtual and augmented reality Design Focus: Shared experience Design Focus: Applications of augmented reality Information and data visualization Design Focus: Getting the size right.

TEXT BOOKS:

1. Wilbert O Galitz, The Essential Guide to User Interface Design: An Introduction to GUI Design Principles and Techniques, John Wiley & Sons, 2nd edition, 2002.
2. Alan Dix, Janet Finck, Gregory Abowd, Russell Beaulieu, Human – Computer Interaction, Pearson Education, 3rd edition, 2003.

REFERENCE BOOKS:

1. Ben Shneidermann, Designing the user interface, 3rd Edition, Pearson Education Asia, 1997.
2. Helen Sharp, Jennifer Preece, Yvonne Rogers, Interaction Design Preece, Wiley, 5th edition, 2019.
3. Soren Lauesen, User Interface Design: A Software Engineering Perspective, Addison-Wesley, 1st edition, 2004.
4. D. R. Olsen, Human –Computer Interaction, Cengage Learning, 1st edition, 2009.
5. Smith - Atakan, Human--Computer Interaction: Basics and Practice, Cengage Learning, 1st edition, 2010.

WEB LINKS:

1. <https://nptel.ac.in/courses/106103115>
2. <https://www.coursera.org/courses?query=human%20computer%20interaction>
3. <https://www.udemy.com/course/human-computer-interactions/>
4. <https://www.classcentral.com/course/hciucsd-306>
5. <https://www.oswego.edu/human-computer-interaction/useful-links>

TECHNICAL CAMPUS

EXPLORE TO INVENT

CYBER FORENSICS (Professional Elective - VI)**B. Tech VIII Semester****L T P C**
3 0 0 3**Subject Code: 22CS865PE****Prerequisites:**

1. A course on “Network Security”

Course Objectives:

1. To understand the types of crimes and response methodology.
2. To learn the objectives of providing digital evidence which is obtained from digital media.
3. To describe the data analysis and validation methods.
4. To explore the modern tools used in an investigation.
5. To retrieve data stored in various storage places.

Course Outcomes:

After completion of this course, the students will be able to:

1. Summarize the crime types and incident response procedures.
2. Apply Forensic Duplication Tools.
3. Explore data analysis and visualization techniques.
4. Use various forensic tools for a wide variety of investigations.
5. Design principles of data management methods.

UNIT- I**[8 Lectures]**

Introduction of Cybercrime: Types, The Internet spawn's crime, Worms versus viruses, Computers' roles in crimes, Introduction to digital forensics, Introduction to Incident - Incident Response Methodology – Steps - Activities in Initial Response, Phase after detection of an incident

UNIT-II**[10 Lectures]**

Initial Response and forensic duplication, Initial Response & Volatile Data Collection from Windows system -Initial Response & Volatile Data Collection from Unix system – Forensic Duplication: Forensic duplication: Forensic Duplicates as Admissible Evidence, Forensic Duplication Tool Requirements, Creating a Forensic. Duplicate/Qualified Forensic Duplicate of a Hard Drive

UNIT – III**[8 Lectures]**

Forensics analysis and validation: Determining what data to collect and analyze, validating forensic data, addressing data-hiding techniques, performing remote acquisitions
Network Forensics: Network forensics overview, performing live acquisitions, developing standard procedures for network forensics, using network tools, examining the honey net project.

UNIT -IV**[10 Lectures]**

Current Forensic tools: evaluating computer forensic tool needs, computer forensics software tools, computer forensics hardware tools, validating and testing forensics software
E-Mail Investigations: Exploring the role of e-mail in investigation, exploring the roles of the client and server in e-mail, investigating e-mail crimes and violations, understanding e-mail servers, using specialized e-mail forensic tools.

Cell phone and mobile device forensics: Understanding mobile device forensics, understanding acquisition procedures for cell phones and mobile devices.

UNIT- V**[8 Lectures]**

Working with Windows and DOS Systems: understanding file systems, exploring Microsoft File Structures, Examining NTFS disks, Understanding whole disk encryption, windows registry, Microsoft startup tasks, MS-DOS startup tasks, virtual machines.

TEXT BOOKS:

1. Kevin Mandia, Chris Prosise, Incident Response and computer forensics, Tata McGraw Hill, 2006.
2. John R. Vacca, Computer Forensics: Computer Crime Scene Investigation, Laxmi Publications, First Edition, 2015.
3. Nelson, Phillips Enfinger, Steuart, Guide To Computer Forensics and Investigations - Standalone, CENGAGE Learning, 6th edition, 2018.

REFERENCE BOOKS:

1. Keith J. Jones, Richard Bejtlich, Curtis W. Rose, Real Digital Forensics: Computer Security and Incident Response, Addison- Wesley Pearson Education, 1st edition, 2005.
2. Tony Sammes and Brian Jenkinson, Forensic Computing: A Practitioner's Guide, Springer London Ltd, 2000.

WEB LINKS:

1. https://onlinecourses.swayam2.ac.in/cec21_ge10/preview
2. <https://www.coursera.org/courses?query=computer%20forensics>
3. <https://www.udemy.com/topic/computer-forensics/>
4. <https://www.mygreatlearning.com/academy/learn-for-free/courses/cyber-forensics>
5. <https://resources.infosecinstitute.com/topics/digital-forensics/free-open-source-computer-forensics-tools/>

